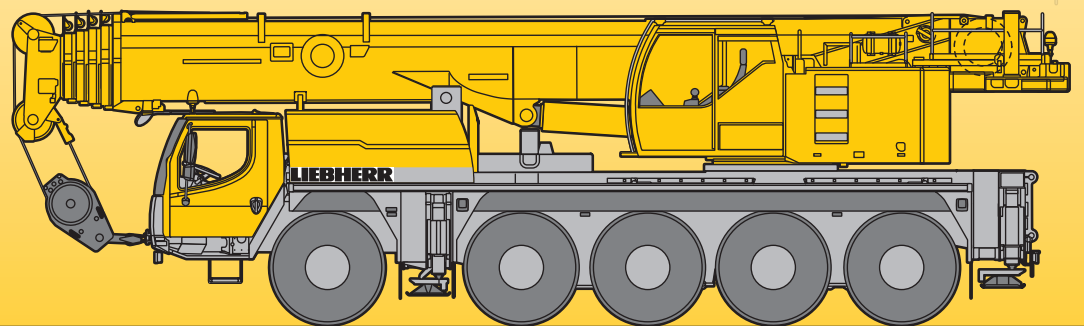


Mobile Crane Grue mobile

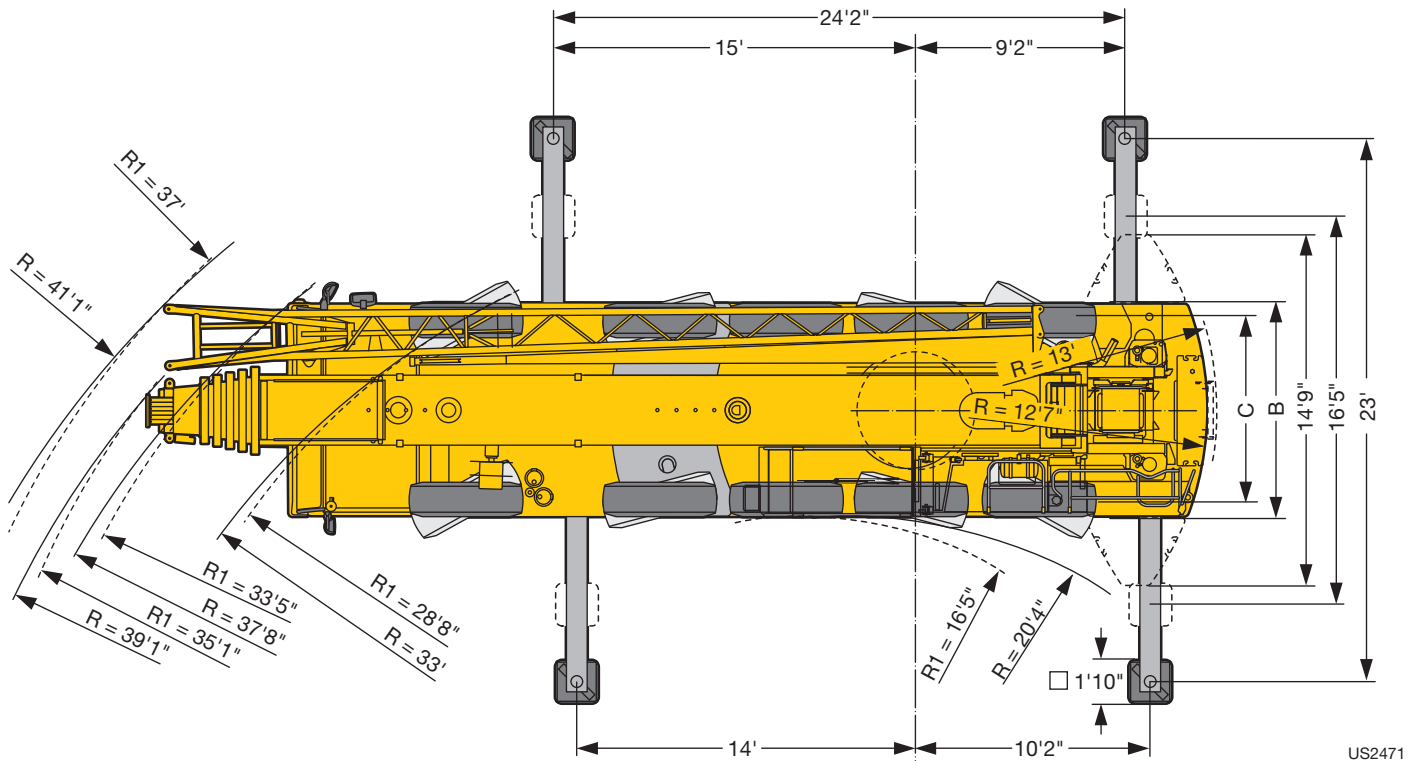
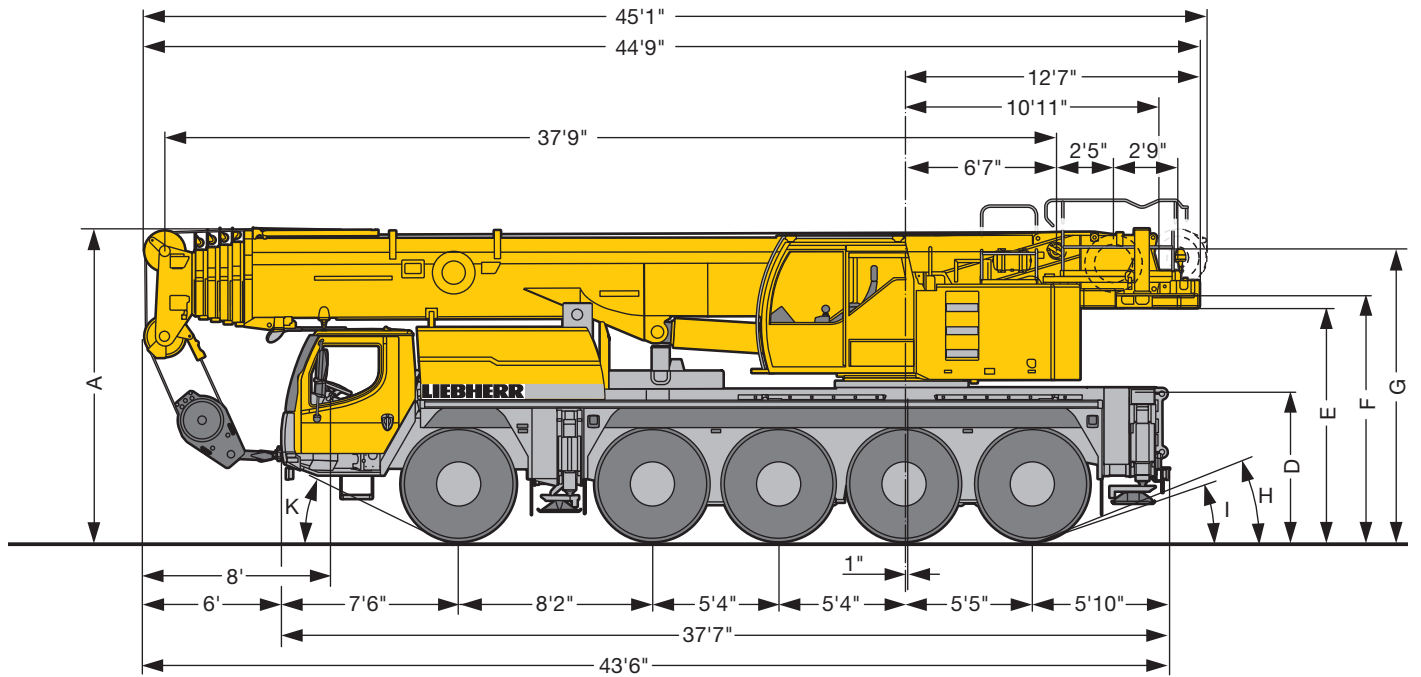
LTM 1100-5.2

Technical Data Caractéristiques techniques



LIEBHERR

Dimensions Encombrement



US2471

Dimensions · Encombrement											
	A	A	B	C	D	E	F	G	H	I	K
445/95 R 25 (16.00 R 25)	13'1"	12'10"	9'	7'7"	6'4"	9'9"	10'3"	12'2"	23°	18°	25°
525/80 R 25 (20.5 R 25)	13'1"	12'10"	9'9"	8'	6'4"	9'9"	10'3"	12'2"	23°	18°	25°

* lowered · abaissé

Weights Poids



Axle Essieu	1	2	3	4	5	Total weight Poids total
lbs	26400	26400	26400	26400	26400	132000 ¹⁾

¹⁾ with 25350 lbs counterweight / avec contrepoids 25350 lbs



Load kips Forces de levage kips	No. of sheaves Poulies	No. of lines Brins	Weight lbs Poids lbs
220	7	14	2730
200	5	10	1540
130.2	3	7	1100
57.5	1	3	990
19.4	–	1	550

Working speeds Vitesses








		1	2	3	4	5	6	7	8	9	10	11	12	R 1	R 2	
445/95 R 25 (16.00 R 25)	mph	3.5	4.5	5.8	7.5	9.5	12.2	16.1	20.6	26.6	34.2	43.4	50	3.8	4.9	43 %
525/80 R 25 (20.5 R 25)		1.6	2	2.6	3.3	4.2	5.3	7	9	11.6	14.9	19.5	24.2	1.7	2.1	56 %



Drive Mécanismes	infinitely variable en continu	Rope diameter / Rope length Diam. du câble / Longueur du câble	Max. single line pull Effort au brin maxi.
	0 - 426 ft/min single line ft/min au brin simple	7/8" / 656'	19400 lbs
	0 - 426 ft/min single line ft/min au brin simple	7/8" / 656'	19400 lbs
	0 - 2 rpm		
	approx. 40 seconds to reach 82° boom angle env. 40 s jusqu'à 82°		
	approx. 360 seconds for boom extension from 38 ft – 171 ft env. 360 s pour passer de 38 ft – 171 ft		

Lifting capacities Forces de levage

T





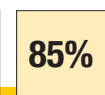
ft	ft												ft	
	38 ft	50 ft	62 ft	74 ft	87 ft	99 ft	111 ft	123 ft	135 ft	148 ft	160 ft	171 ft		
8	242.5												8	
9	218.7	182.1											9	
10	206.3	181.9											10	
11	195.2	181											11	
12	184.1	176.6	151.1	142.7									12	
13	173	169	152.2	143.5	140.3								13	
14	163.7	160.8	151.6	144.3	137.9	119.8							14	
15	154.9	152.8	149.5	143.5	134.9	118.2							15	
16	147.1	145.5	143.7	137.1	130.4	115.3	97.1						16	
17	139.8	138.9	138	131.9	126.2	112.7	95.7						17	
18	132.9	132.8	132.6	127.6	122.4	110.4	93.9	77.1	64.4				18	
20	119.6	121.1	121.8	118.9	114.6	105.9	90.4	75.6	64.1				20	
22	109	111.1	111.9	110.7	107.2	102.6	87.4	73.1	62.4	51.8			22	
24	99.5	101.6	102.7	102.2	99.8	98.2	84.5	70.6	60.6	51.1			24	
26	91.2	92.6	94.1	93.5	92.6	92.6	81.8	68	58.9	49.7	43.5		26	
28			86.8	86.2	86	86.2	79.4	65.7	57	48.3	42.6	34	28	
30			80	79.4	80.1	80	76.8	63.3	55.1	47	41.6	33.4	30	
32			74.4	73.6	75.8	75	73.6	60.8	53.1	45.7	40.5	32.8	26.6	32
34			69.5	69	71.4	70.5	69.7	58.4	51.2	44.4	39.6	32.2	26.3	34
36			65	65.2	66.9	66.2	65.4	56	49.2	43	38.6	31.6	25.8	36
38				61.4	62.4	61.9	61.1	53.7	47.3	41.7	37.7	31.1	25.3	38
40				57.7	58.3	57.9	57.1	51.5	45.4	40.4	36.8	30.6	24.9	40
45				49.9	50.1	49.8	49	47	41.3	37	34.2	29.4	23.8	45
50					43.6	43.2	42.5	41.9	37.8	34.1	31.8	28.2	22.8	50
55					38.2	37.8	37.1	37.3	34.6	31.4	29.4	26.7	21.9	55
60					33.7	33.3	32.9	33.4	31.7	29	27.3	25.1	21	60
65						29.5	30.3	29.7	28.7	26.8	25.4	23.5	20.1	65
70						26.4	27.4	26.6	25.7	24.8	23.7	22	19.3	70
75							24.7	23.9	23.4	22.9	22.1	20.7	18.4	75
80							22.3	21.6	21.6	21.1	20.5	19.4	17.5	80
85							20.3	19.9	19.8	19.1	19	18.2	16.5	85
90								18.6	18.1	17.8	17.8	17	15.5	90
95									16.5	16.4	16.4	15.6	14.6	95
100									15.2	15.1	14.9	14.2	13.7	100
105									14.3	13.8	13.6	13	12.9	105
110										12.8	12.6	11.9	11.9	110
115										11.9	11.6	11	11.1	115
120											10.8	10.2	10.2	120
125											10	9.4	9.5	125
130											9.4	8.7	8.8	130
135												8.1	8.1	135
140												7.5	7.5	140
145												7	7	145
150													6.4	150
155													5.9	155

* over rear / en arrière

t_206_00032_00_000 / 60001_00_000

Lifting capacities Forces de levage

T



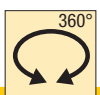








	38 ft	50 ft	62 ft	74 ft	87 ft	99 ft	111 ft	123 ft	135 ft	148 ft	160 ft	171 ft	
9	182.1												9
10	182												10
11	181.7												11
12	178	151.1	142.7										12
13	171.1	152.2	143.5	140.3									13
14	163.3	151.6	144.3	137.9	119.8								14
15	155.5	149.5	143.5	134.9	118.2								15
16	148.4	143.7	137.1	130.4	115.3	97.1							16
17	141.8	138.3	131.9	126.2	112.7	95.7							17
18	135.4	133.3	127.6	122.4	110.4	93.9	77.1	64.4					18
20	123	123.3	119	114.6	105.9	90.4	75.6	64.1					20
22	112.4	113.1	111.2	107.2	102.6	87.4	73.1	62.4	51.8				22
24	102.8	103.7	103.1	100.1	98.2	84.5	70.6	60.6	51.1				24
26	94	95.3	94.9	93.5	92.6	81.8	68	58.9	49.7	43.5			26
28		88	87.5	86.6	86.8	79.4	65.7	57	48.3	42.6	34		28
30		81.2	80.4	80.3	81	76.9	63.3	55.1	47	41.6	33.4		30
32		75.1	74.2	76.2	75.4	73.8	60.8	53.1	45.7	40.5	32.8	26.6	32
34		69.9	69.4	71.7	70.5	69.9	58.4	51.2	44.4	39.6	32.2	26.3	34
36		65.3	65.4	67.1	66.2	65.5	56	49.2	43	38.6	31.6	25.8	36
38			61.5	62.5	61.9	61.2	53.7	47.3	41.7	37.7	31.1	25.3	38
40			57.7	58.3	57.9	57.1	51.5	45.4	40.4	36.8	30.6	24.9	40
45			49.8	50.1	49.7	48.9	47	41.3	37	34.2	29.4	23.8	45
50				43.6	43.3	42.5	42	37.8	34.1	31.8	28.2	22.8	50
55				38.4	37.9	37.3	37.5	34.6	31.4	29.4	26.7	21.9	55
60				33.9	33.5	33.1	33.6	31.7	29	27.3	25.1	21	60
65					29.7	30.4	29.9	28.9	26.8	25.4	23.5	20.1	65
70					26.6	27.5	26.7	25.8	24.8	23.7	22	19.3	70
75						24.8	24	23.5	23	22.1	20.7	18.4	75
80						22.4	21.7	21.7	21.2	20.5	19.4	17.5	80
85						20.3	20	19.9	19.1	19	18.2	16.5	85
90							18.6	18.2	17.9	17.8	17	15.5	90
95								16.5	16.5	16.4	15.6	14.6	95
100								15.2	15.1	15	14.2	13.7	100
105								14.3	13.8	13.7	13	12.9	105
110									12.8	12.6	11.9	12	110
115									11.9	11.7	11	11.1	115
120										10.8	10.2	10.2	120
125										10	9.4	9.5	125
130										9.4	8.7	8.8	130
135											8.1	8.1	135
140											7.5	7.5	140
145											7	7	145
150												6.4	150
155												5.9	155

t_206_60071_00_000

Lifting capacities Forces de levage

T





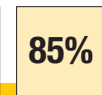






	38 ft	50 ft	62 ft	74 ft	87 ft	99 ft	111 ft	123 ft	135 ft	148 ft	160 ft	171 ft	
9	182.1												9
10	181.8												10
11	180												11
12	175	151.1	142.7										12
13	167	152.2	143.5	140.3									13
14	158.9	151.1	144.3	137.9	119.8								14
15	150.8	148.5	143.5	134.9	118.2								15
16	143.2	142.6	137.1	130.4	115.3	97.1							16
17	136.2	136.4	131.7	126.2	112.7	95.7							17
18	129.7	130	127	122.4	110.4	93.9	77.1	64.4					18
20	116.8	117.6	117.4	114.3	105.8	90.4	75.6	64.1					20
22	105.4	106.7	106.3	104.9	101.9	87.4	73.1	62.4	51.8				22
24	95.4	97	96.5	96.3	95.9	84.4	70.6	60.6	51.1				24
26	86.8	88.5	87.8	88.4	87.8	81.7	68	58.9	49.7	43.5			26
28		81	80.3	82.3	81.3	76.5	65.7	57	48.3	42.6	34		28
30		74.1	73.7	76.4	75.1	71.1	63.3	55.1	47	41.6	33.4		30
32		68.3	69.2	70.5	69.3	65.7	60.8	53.1	45.7	40.5	32.8	26.6	32
34		63.5	64.8	65.5	64.5	61.1	57.8	51.1	44.4	39.6	32.2	26.3	34
36		59.2	60.6	61.1	60.2	57.1	54.4	49.1	43	38.6	31.6	25.8	36
38			56.4	56.6	56	53.1	51	47.1	41.7	37.7	31.1	25.3	38
40			52.5	52.6	52.1	49.5	48	45	40.4	36.8	30.6	24.9	40
45			44.5	44.7	44.3	42.7	42.3	39.8	37	34.2	29.4	23.8	45
50				38.6	38.2	38.2	37.1	35	33.3	31.7	28.2	22.8	50
55				33.6	33.3	34.1	32.7	30.8	30.1	28.8	26.7	21.9	55
60				29.5	29.3	30.1	29	27.3	27.3	25.9	25	21	60
65					25.9	26.7	26.2	25.4	24.4	24.3	23.1	20.1	65
70					23.1	23.9	23.5	23.2	22.6	22.2	20.9	19.2	70
75						21.4	21.5	21	20.7	20.1	18.8	18.1	75
80						19.3	19.7	19	18.8	18.2	17	16.7	80
85						17.9	17.7	17.7	17.1	16.5	15.3	15.1	85
90							16.1	16.1	15.5	15.1	13.9	13.7	90
95								14.6	14.1	13.7	12.6	12.4	95
100								13.4	12.8	12.5	11.4	11.2	100
105								12.3	11.8	11.4	10.4	10.2	105
110									10.8	10.4	9.4	9.3	110
115									9.9	9.5	8.6	8.4	115
120										8.7	7.8	7.6	120
125										7.9	7	6.9	125
130										7.1	6.3	6.2	130
135											5.6	5.6	135
140											5	5	140
145											4.4	4.4	145
150												3.8	150
155												3.3	155

t_206_60002_00_000

Lifting capacities Forces de levage

T



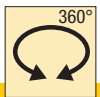








	38 ft	50 ft	62 ft	74 ft	87 ft	99 ft	111 ft	123 ft	135 ft	148 ft	160 ft	171 ft	
10	182.1												10
11	181.7												11
12	179.5	151.1	142.7										12
13	170.3	152.2	143.5	140.3									13
14	162	152.7	144.3	138.5									14
15	153.9	150.3	144.6	134.9	118.3								15
16	145.7	144.4	136.8	130.4	115.3								16
17	138.1	136.8	131.3	126.3	112.6	95.8							17
18	131.1	130.7	127.8	123.3	110	94							18
19	124.5	125.3	123.3	118.8	107.4	92							19
20	118.2	118.9	118.7	114.5	106.2	90.4	75.5	64.2					20
22	106.7	107.4	107.5	106.5	103	87.3	73.2	62.5					22
24	96.5	98.2	97.4	96.7	95.9	84.4	70.6	60.6	51.1				24
26	87	88.9	88.1	88	87.5	81.7	68	58.8	49.7	43.5			26
28	79.1	80.8	80.1	82.6	81.3	77.3	65.7	57	48.3	42.7			28
30	72.2	74.1	73.3	76.3	75	70.9	63.4	55.1	47	41.6	33.4		30
32		68	68.9	70.3	69	65.6	60.9	53.1	45.7	40.5	32.8		32
34		62.8	64.7	65	64	60.6	57.3	51.1	44.4	39.5	32.2	26.3	34
36		58.9	60.2	60.4	59.6	56.5	54	49.1	43.2	38.6	31.6	25.8	36
38		54.9	56.2	56.3	55.5	52.7	50.8	47.2	41.8	37.7	31.1	25.3	38
40		51.3	52.6	52.7	51.9	49.2	47.7	44.9	40.3	36.8	30.6	24.8	40
45			44.7	44.8	44.4	42.6	42.2	39.7	37	34.3	29.4	23.8	45
50			38.3	38.6	38.1	37.8	36.9	34.8	33.2	31.7	28.3	22.8	50
55			33.4	33.6	33.2	34.2	32.5	30.6	30.3	28.8	26.7	21.9	55
60				29.5	29.3	30.1	28.9	27.2	27.2	25.8	25.1	21	60
65				26.1	25.9	26.7	26.1	25.4	24.3	24.2	23.1	20.1	65
70					23	23.8	23.5	23.3	22.6	22.2	20.9	19.3	70
75					20.6	21.3	21.6	20.9	20.7	20.1	18.8	18.3	75
80					18.6	19.2	19.6	18.9	18.8	18.3	17	16.8	80
85						17.8	17.7	17.7	17.1	16.6	15.4	15.2	85
90						16.6	16.1	16	15.5	15.1	14	13.8	90
95							14.6	14.5	14	13.7	12.7	12.5	95
100							13.5	13.2	12.8	12.5	11.6	11.4	100
105								12.2	11.7	11.5	10.6	10.3	105
110								11.4	10.8	10.5	9.6	9.4	110
115								10.6	10	9.6	8.8	8.6	115
120									9.3	8.8	8	7.8	120
125									8.5	8	7.2	7.1	125
130										7.3	6.4	6.4	130
135										6.6	5.7	5.8	135
140										6	5.1	5.1	140
145											4.5	4.5	145
150											4	4	150
155												3.5	155
160												3.1	160

t_206_60072_00_000

Lifting capacities Forces de levage

T



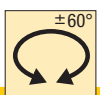








	38 ft	50 ft	62 ft	74 ft	87 ft	99 ft	111 ft	123 ft	135 ft	148 ft	160 ft	171 ft	
9	181.6												9
10	180.1												10
11	173.6												11
12	165.5	143.9	135.9										12
13	155.9	145	136.7	133.6									13
14	147.3	142.2	137.5	131.4	114								14
15	138.8	137.8	136.3	128.4	112.5								15
16	130.2	130	129	123.8	109.8	92.5							16
17	122.5	122.8	122.2	118.1	106.5	91.2							17
18	115.6	116.1	115.7	111.5	102.7	89.5	73.4	61.4					18
20	102.1	103.1	103.1	99.1	94.9	85.6	72	61					20
22	90.9	92.5	92.1	91	86.1	79.5	69.7	59.4	49.4				22
24	81.1	82.9	83.2	82.7	77.7	72.8	66.1	57.8	48.6				24
26	72.5	74.4	76.3	74	69.7	65.5	61.5	56.1	47.3	41.4			26
28		67.7	69.4	67.2	63.6	60	56.8	52.8	46	40.6	32.3		28
30		61.3	62.6	61.1	58	54.9	52.5	49.4	44.7	39.6	31.8		30
32		55.1	56.4	56.1	53.4	50.6	49.2	46.3	42.9	38.6	31.2	25.4	32
34		50.1	51.4	51.6	49.5	47.3	46.1	43.5	40.9	37.2	30.7	25.1	34
36		45.9	47.3	47.4	46	44.6	43	40.8	38.7	35.5	30.1	24.6	36
38			43.1	43.3	42.6	42	40	38.2	36.4	33.9	29.6	24.1	38
40			39.4	39.6	39.4	39.4	37.2	35.7	34.3	32.3	29	23.7	40
45			32.5	32.7	32.7	33.4	32	30.7	29.6	28.9	26.9	22.6	45
50				28.2	27.4	28.3	28.1	27.4	26.1	25.3	23.7	21.6	50
55				24.4	23.4	24.4	24.6	24.3	23	22	20.5	19.9	55
60				21.1	20.5	21.6	21.3	21.2	20.1	19.3	17.9	17.5	60
65					18.5	19	18.6	18.5	17.7	16.9	15.6	15.3	65
70					16.4	16.8	16.5	16.3	15.7	15	13.7	13.5	70
75						14.9	14.6	14.4	13.8	13.3	12.1	11.8	75
80						13.2	13	12.8	12.2	11.7	10.6	10.4	80
85						11.9	11.6	11.4	10.8	10.4	9.3	9.1	85
90							10.3	10.1	9.6	9.2	8.2	8	90
95								9	8.4	8.1	7.2	7.1	95
100								8	7.4	7.1	6.3	6.2	100
105								7.2	6.5	6.2	5.4	5.3	105
110									5.8	5.4	4.6	4.6	110
115									5.1	4.7	3.9	3.9	115
120										4.1	3.3	3.3	120
125										3.5	2.7	2.7	125
130										2.9	2.2	2.2	130

t_206_00005_00_000

Lifting capacities Forces de levage

T



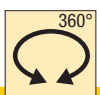








	38 ft	50 ft	62 ft	74 ft	87 ft	99 ft	111 ft	123 ft	135 ft	148 ft	160 ft	171 ft	
9	182												9
10	181.1												10
11	176.3												11
12	168.8	143.9	135.9										12
13	158.8	145	136.7	133.6									13
14	149.5	142.7	137.5	131.4	114								14
15	140.6	138.8	136.6	128.4	112.5								15
16	132.2	131.6	130.5	123.8	109.8	92.5							16
17	124.4	124.5	124	118.1	106.5	91.2							17
18	117.1	117.4	117.2	111.5	102.7	89.5	73.4	61.4					18
20	102.8	103.7	103.8	99.1	94.9	85.6	72	61					20
22	91.1	92.6	92.3	91	86.1	79.5	69.7	59.4	49.4				22
24	81.2	82.9	83.2	82.7	77.7	72.8	66.1	57.8	48.6				24
26	72.8	74.5	76.3	74	69.7	65.5	61.5	56.1	47.3	41.4			26
28		67.7	69.5	67.2	63.6	60	56.8	52.8	46	40.6	32.3		28
30		61.3	62.8	61.1	58	54.9	52.5	49.4	44.7	39.6	31.8		30
32		55.1	56.5	56.1	53.4	50.6	49.2	46.3	43	38.6	31.2	25.4	32
34		50.1	51.4	51.6	49.5	47.3	46.1	43.5	41.1	37.3	30.7	25.1	34
36		45.9	47.3	47.4	46	44.7	43.1	40.9	38.9	35.8	30.1	24.6	36
38			43.1	43.3	42.6	42.2	40.1	38.2	36.8	34.3	29.6	24.1	38
40			39.4	39.6	39.5	39.6	37.4	35.8	34.7	32.8	29.1	23.7	40
45			32.6	32.8	32.7	33.4	32.5	31.2	30.1	29.3	27.5	22.6	45
50				28.4	27.7	28.5	28.5	27.8	26.7	25.9	24.4	21.7	50
55				24.8	23.6	24.8	24.9	24.7	23.7	22.8	21.3	20.3	55
60				21.5	20.6	22	21.6	21.6	20.9	20	18.7	18.3	60
65					18.9	19.4	19.1	18.9	18.4	17.7	16.4	16	65
70					16.9	17.3	17	16.8	16.3	15.8	14.5	14.2	70
75						15.4	15.1	14.9	14.4	14	12.9	12.5	75
80						13.8	13.5	13.3	12.8	12.4	11.4	11.1	80
85						12.4	12.1	11.9	11.4	11	10.1	9.8	85
90							10.9	10.7	10.1	9.8	8.9	8.7	90
95								9.6	9	8.7	7.9	7.7	95
100								8.6	8	7.7	6.9	6.8	100
105								7.7	7.1	6.7	6	6	105
110									6.3	5.9	5.2	5.2	110
115									5.6	5.2	4.5	4.5	115
120										4.6	3.8	3.8	120
125										4	3.2	3.2	125
130										3.4	2.7	2.7	130
135											2.2	2.2	135

t_206_00075_00_000

Lifting capacities Forces de levage

T





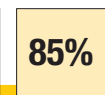






	38 ft	50 ft	62 ft	74 ft	87 ft	99 ft	111 ft	123 ft	135 ft	148 ft	160 ft	171 ft	
9	181.5												9
10	179.8												10
11	172.7												11
12	164.2	143.9	135.9										12
13	154.3	145	136.7	133.6									13
14	145.1	141	136.3	131.4	114								14
15	136	135.3	134	127.6	112.5								15
16	126.9	126.8	125.9	119.9	109.4	92.5							16
17	119.1	119.5	118.4	113	105.1	90.8							17
18	112	112.9	111.2	106.8	99.9	88.4	73.4	61.4					18
20	98.4	100.1	97.6	94.7	89.6	83	71.6	61					20
22	87.2	89	87.4	84.5	79.5	74	67.1	59.3	49.4				22
24	77.2	79.1	78.4	75.4	70.8	66.3	62.1	56.6	48.6				24
26	68.3	70.2	70.5	67.4	63.5	59.9	56.7	52.9	47.3	41.4			26
28		62.7	63.8	61.2	57.8	54.9	52.5	49.1	45.1	40.6	32.3		28
30		55.8	57.3	55.5	52.6	50.4	48.6	45.5	42.7	39.4	31.8		30
32		50.1	51.5	50.9	48.4	47.2	44.8	42.5	40.1	37.6	31.2	25.4	32
34		45.4	46.8	46.7	44.8	44.1	41.6	39.8	37.7	35.7	30.5	25.1	34
36		41.4	42.9	42.9	41.4	40.9	38.8	37.2	35.3	33.8	29.8	24.6	36
38			39	39.1	38.1	37.8	36	34.7	33	31.8	29.1	24.1	38
40			35.5	35.8	35.1	35	33.6	32.4	30.8	29.9	28.1	23.7	40
45			29	30.1	29	29.6	29.2	28.3	26.8	25.6	23.9	22.5	45
50				25.4	24.9	25.6	25.4	24.6	23.1	22.1	20.5	19.9	50
55				21.6	21.6	22.2	21.9	21.3	20	19.1	17.7	17.3	55
60				18.6	18.8	19.1	18.8	18.5	17.4	16.6	15.2	14.9	60
65					16.3	16.7	16.3	16.2	15.2	14.4	13.2	12.9	65
70					14.3	14.7	14.4	14.2	13.4	12.7	11.5	11.2	70
75						13	12.7	12.5	11.8	11.1	10	9.7	75
80							11.5	11.2	11	10.3	9.8	8.6	80
85							10.1	9.8	9.6	9	8.6	7.4	85
90								8.7	8.5	7.9	7.5	6.4	90
95									7.5	6.9	6.5	5.5	95
100									6.6	6	5.6	4.7	100
105									5.8	5.1	4.8	4	105
110										4.5	4.1	3.3	110
115										3.8	3.5	2.7	115
120											2.9		120

t_206_00006_00_000

Lifting capacities Forces de levage

T

	38 ft	50 ft	62 ft	74 ft	87 ft	99 ft	111 ft	123 ft	135 ft	148 ft	160 ft	171 ft	
9	181.9												9
10	180.8												10
11	175.4												11
12	167.3	143.9	135.9										12
13	156.7	145	136.7	133.6									13
14	147.2	141.8	137.2	131.4	114								14
15	137.9	136.9	135.8	127.6	112.5								15
16	129	128.8	128	119.9	109.4	92.5							16
17	120.8	121.2	120.2	113	105.1	90.8							17
18	113.1	114	112.4	106.8	99.9	88.4	73.4	61.4					18
20	98.4	100.1	97.7	94.7	89.6	83	71.6	61					20
22	87.2	89	87.4	84.5	79.5	74	67.1	59.3	49.4				22
24	77.2	79.1	78.4	75.4	70.8	66.3	62.1	56.6	48.6				24
26	68.3	70.5	70.5	67.4	63.5	59.9	56.7	52.9	47.3	41.4			26
28		62.8	63.8	61.2	57.8	54.9	52.6	49.3	45.4	40.6	32.3		28
30		55.8	57.3	55.6	52.7	50.5	48.8	45.8	43.2	39.5	31.8		30
32		50.1	51.5	51	48.7	47.5	44.9	42.6	40.5	38.3	31.2	25.4	32
34		45.5	46.8	46.9	45.1	44.5	41.9	39.8	38	36.5	30.6	25.1	34
36		41.6	43	43.1	41.9	41.5	39.3	37.4	35.6	34.4	30	24.6	36
38			39.1	39.3	38.7	38.5	36.7	35	33.3	32.2	29.5	24.1	38
40			35.7	36	35.7	35.8	34.4	32.8	31.2	30.3	28.6	23.7	40
45			29.5	30.6	29.6	30.2	30.2	29.1	27.7	26.6	24.9	22.6	45
50				26	25.1	26.3	26.2	25.5	24.2	23.1	21.6	20.7	50
55				22.3	21.9	22.9	22.6	22.3	21.1	20.2	18.8	18.4	55
60				19.3	19.5	19.8	19.6	19.4	18.5	17.6	16.3	16	60
65					17	17.4	17.1	16.9	16.3	15.5	14.2	13.9	65
70					15.1	15.4	15.1	14.9	14.4	13.7	12.5	12.2	70
75						13.7	13.4	13.2	12.6	12.1	11	10.7	75
80						12.2	11.9	11.7	11.1	10.7	9.6	9.4	80
85						10.9	10.5	10.4	9.8	9.4	8.4	8.2	85
90							9.4	9.2	8.6	8.3	7.4	7.2	90
95								8.2	7.6	7.3	6.4	6.3	95
100								7.3	6.7	6.3	5.5	5.4	100
105								6.4	5.8	5.5	4.7	4.7	105
110									5.1	4.8	4	4	110
115									4.5	4.1	3.3	3.4	115
120										3.5	2.7	2.8	120
125										2.9			125
130										2.5			130

t_206_00076_00_000

Lifting capacities Forces de levage

T

		38 - 171 ft		360°		0 lbs		85%							
ft		38 ft	50 ft	62 ft	74 ft	87 ft	99 ft	111 ft	123 ft	135 ft	148 ft	160 ft	171 ft	ft	
9	181.1													9	
10	178.5													10	
11	168.6			135.2										11	
12	157.5	143.4		134										12	
13	145.2	143.3		130.9	116.1									13	
14	134.6	131.7		119.8	107.3	100.3								14	
15	124.4	118.8		108.6	99.1	94.7								15	
16	114.8	107.6		100.8	93.8	87.2	78.3							16	
17	105.6	98.7		93.6	87.8	80.7	74.3							17	
18	96.8	91.2		86.8	81.2	74.9	69.3	60.3	54.9					18	
20	80	77		73.7	68.7	64	59.8	55.9	51.3					20	
22	67.5	65.9		63.5	59.7	55.7	53.2	49.8	46.2	40.9				22	
24	56.6	56.7		55	52.5	48.6	47.3	44.8	41.9	39.1				24	
26	47.2	49.1		47.9	47.1	42.8	41.9	40.6	38.3	35.8	33.8			26	
28		43.2		42.8	42.4	39.1	38.5	36.9	35	32.7	31	27.8		28	
30		37.8		38.2	38	35.8	35.5	33.5	31.8	29.7	28	25.9		30	
32		33.3		34.4	34.5	33.1	32.4	30.6	29.1	27.1	25.6	23.6	22.1	32	
34		29.7		31.2	31.5	30.5	29.8	28.1	26.7	25	23.5	21.6	21	34	
36		26.7		28.3	29	28.1	27.5	26	24.7	23.1	21.7	19.9	19.3	36	
38				25.4	26.4	25.7	25.2	23.9	22.7	21.1	19.9	18.2	17.7	38	
40				22.9	24.1	23.6	23.2	22	20.9	19.4	18.3	16.7	16.2	40	
45				18.1	19.4	19.5	19.3	18.2	17.4	16.1	15.1	13.6	13.2	45	
50					16	16.2	16.3	15.3	14.6	13.4	12.5	11.1	10.8	50	
55					13.2	13.5	13.8	12.9	12.3	11.1	10.4	9.1	8.8	55	
60					11	11.2	11.6	10.9	10.3	9.3	8.6	7.4	7.2	60	
65						9.4	9.8	9.3	8.7	7.7	7.1	5.9	5.7	65	
70						7.9	8.3	7.9	7.4	6.4	5.8	4.7	4.5	70	
75							7	6.6	6.3	5.3	4.7	3.5	3.4	75	
80							5.8	5.5	5.2	4.3	3.7			80	
85							4.9	4.5	4.3	3.4	2.8			85	
90								3.7	3.5	2.6				90	
95									2.8					95	


t_206_00009_00_000

		38 - 171 ft		±60°		0 lbs		85%							
ft		38 ft	50 ft	62 ft	74 ft	87 ft	99 ft	111 ft	123 ft	135 ft	148 ft	160 ft	171 ft	ft	
9	181.4													9	
10	179.2													10	
11	170.4			135.2										11	
12	159.9	143.4		134										12	
13	147.8	143.4		130.9	116.1									13	
14	136.4	131.7		119.8	107.3	100.3								14	
15	125.4	118.9		108.6	99.1	94.7								15	
16	115	107.6		100.8	93.8	87.2	78.4							16	
17	105.5	98.7		93.6	87.9	80.8	74.5							17	
18	96.8	91.2		86.8	81.5	75.4	69.6	61.3	56.8					18	
20	80	77.1		74	69.3	65	60.6	57.5	53.4					20	
22	67.5	67		64.7	61.1	57.4	54.9	51.9	48.6	43.5				22	
24	57	58.3		56.8	54.3	50.8	49.5	46.7	44.1	41.4				24	
26	48.2	51.1		50.2	48.8	45.3	44.4	42	39.9	37.5	35.2			26	
28		45		45.3	44.5	41	40.7	38.9	37.1	34.9	33.1	30.5		28	
30		39.4		40.7	40.6	37.3	37.4	36.1	34.5	32.3	30.7	28.6		30	
32		35.1		36.6	37.1	34.9	34.8	33.2	31.7	29.8	28.3	26.3	24.7	32	
34		31.7		33.2	34.1	32.6	32.4	30.7	29.4	27.6	26.2	24.3	23.6	34	
36		28.7		30.3	31.3	30.4	30.1	28.6	27.3	25.6	24.3	22.5	21.8	36	
38				27.4	28.5	28.2	27.8	26.4	25.3	23.7	22.5	20.7	20.1	38	
40				24.8	26.1	26.1	25.7	24.5	23.4	21.9	20.8	19.1	18.5	40	
45				20.1	21.3	21.5	21.7	20.6	19.7	18.4	17.4	15.8	15.3	45	
50					17.8	18	18.3	17.6	16.8	15.5	14.6	13.1	12.7	50	
55					15	15.2	15.5	15	14.3	13.1	12.3	10.9	10.6	55	
60					12.7	12.9	13.2	12.9	12.2	11.1	10.3	9	8.8	60	
65						11	11.4	11	10.5	9.4	8.7	7.5	7.2	65	
70						9.4	9.8	9.5	9	8	7.3	6.1	5.9	70	
75							8.4	8.1	7.8	6.8	6.1	5	4.8	75	
80							7.2	6.9	6.7	5.7	5.1	4	3.8	80	
85							6.2	5.9	5.7	4.8	4.2	3.1	2.9	85	
90								5	4.8	4	3.4	2.1		90	
95									4	3.3	2.6			95	
100									3.3	2.6				100	
105									2.7					105	

t_206_00079_00_000

Lifting heights Hauteurs de levage

T



Lifting capacities Forces de levage

TK



ft	38 ft			123 ft			135 ft			148 ft			160 ft			171 ft			ft	
	35 ft			35 ft			35 ft			35 ft			35 ft			35 ft				
	0°	20°	40°	0°	20°	40°	0°	20°	40°	0°	20°	40°	0°	20°	40°	0°	20°	40°		
9	38.7																		9	
10	38.7																		10	
11	38.7																		11	
12	38.7																		12	
13	38.7																		13	
14	38.6																		14	
15	38.4																		15	
16	38																		16	
17	37.4																		17	
18	36.6	32.8																	18	
20	35.1	32.7																	20	
22	33.4	32.1																	22	
24	31.7	31.4																	24	
26	29.9	30.6																	26	
28	28.5	29.4	25.4	31.3															28	
30	27.2	28.1	25.1	30.9															30	
32	26.1	26.9	23.9	30.5			28.4			22.9									32	
34	25	25.8	22.9	30.1			28.2			22.7									34	
36	23.9	24.8	22.1	29.6			27.9			22.3									36	
38	22.8	23.8	21.3	29.2	25.5		27.6			22			17.6			14.3			38	
40	21.9	22.8	20.4	28.8	25.3		27.3			21.6			17.5			14.1			40	
45	20.2	20.4	18.4	27.7	24.5		26.6	23.7		20.8	19.7		16.9			13.5			45	
50	18.4	18.6	16.9	26.3	23.3	19.5	25.6	22.8	19.6	20.1	19		16.3	15.1		13	12.3		50	
55	16.8	17.2		24.9	22.2	19.2	24.4	21.8	19.1	19.4	18.2	17.3	15.6	14.8	14.1	12.5	12	11.4		55
60		15.9		23.4	21.1	18.5	22.9	20.8	18.4	18.6	17.5	16.9	14.9	14.2	13.8	11.9	11.6	11.3		60
65				22	20.1	17.9	21.6	19.9	17.8	17.8	16.8	16.1	14.2	13.7	13.3	11.4	11.1	10.7		65
70				20.6	19.3	17.3	20.3	19.1	17.2	17.1	16.1	15.5	13.7	13.2	12.9	10.9	10.6	10.4		70
75				19.3	18.5	16.7	19	18.4	16.7	16.4	15.4	15	13.2	12.7	12.5	10.5	10.3	10		75
80				18	17.7	16.1	17.8	17.6	16.2	15.8	14.7	14.4	12.7	12.1	12	10.2	9.9	9.7		80
85				16.7	16.8	15.4	16.6	16.8	15.8	15.1	14.2	13.9	12.1	11.7	11.6	9.8	9.6	9.3		85
90				15.3	15.7	14.8	15.6	15.7	15.3	14.2	13.7	13.5	11.7	11.3	11.3	9.4	9.3	9		90
95				14	14.6	13.9	14.3	14.7	14.7	13.4	13.2	13.1	11.4	11	11	9.1	8.9	8.7		95
100				12.7	13.6	13	13.1	13.7	14	12.6	12.8	12.7	11	10.7	10.7	8.8	8.6	8.5		100
105				11.6	12.7	12.1	12	12.6	13	11.9	12.1	12.3	10.6	10.4	10.4	8.6	8.4	8.3		105
110				10.9	11.8	11.4	11.4	11.8	11.9	11	11.4	11.7	10.3	10.1	10.1	8.3	8	8		110
115				10.3	11	10.8	10.8	11.1	11.1	10.2	10.7	11	10	9.8	9.9	8	7.8	7.8		115
120				9.8	10.3	10.2	10.1	10.4	10.5	9.5	9.9	10.2	9.6	9.4	9.6	7.7	7.6	7.6		120
125				9.2	9.5	9.7	9.3	9.7	9.8	9	9.2	9.4	9.1	8.8	9.3	7.4	7.4	7.4		125
130				8.6	8.8	8.9	8.6	9	9.1	8.6	8.9	9	8.4	8.1	9	7.1	7	7.2		130
135				8.2	8.3	7.5	8.1	8.3	8.5	8.1	8.4	8.6	7.7	7.5	8.4	6.9	6.8	7		135
140				7.8	7.9		7.8	7.8	8	7.6	7.9	8.1	7.1	6.9	7.7	6.6	6.3	6.8		140
145							7.5	7.6	7.3	7.1	7.3	7.5	6.5	6.4	7.1	6.3	5.4	6.5		145
150							7	7.2	5.8	6.5	6.8	6.9	5.9	5.9	6.5	5.7	4.8	6.3		150
155							6.6			6	6.3	6.4	5.3	5.4	5.9	5.2	4.6	5.8		155
160										5.5	5.7	5.5	4.8	4.7	5.3	4.7	4.5	5.3		160
165										5			4.3	4.2	4.7	4.2	4.2	4.7		165
170													3.8	4	4.1	3.7	3.6	4.1		170
175													3.3	3.6	3.5	3.2	3.3	3.6		175
180																2.8	2.9	3.1		180
185																2.4	2.5	2.6		185
190																2	2			190

t_206_71101_00_000 / 71201_00_000 / 71301_00_000

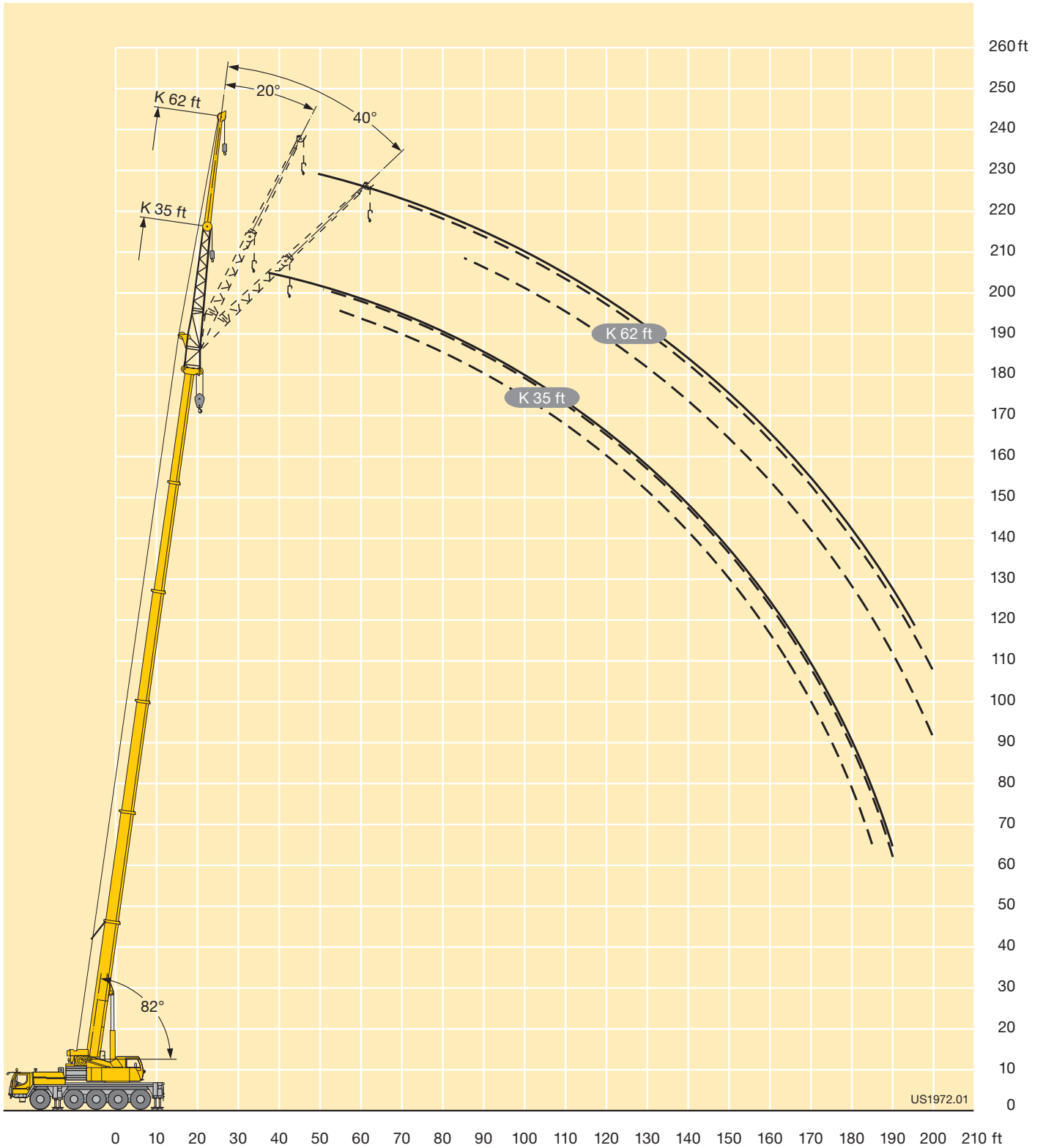
Lifting capacities Forces de levage

TK



ft	38 ft			123 ft			135 ft			148 ft			160 ft			171 ft			ft
	62 ft			62 ft			62 ft			62 ft			62 ft			62 ft			
	0°	20°	40°	0°	20°	40°	0°	20°	40°	0°	20°	40°	0°	20°	40°	0°	20°	40°	
16	17.6																		16
17	17.5																		17
18	17.4																		18
20	17.2																		20
22	16.9																		22
24	16.7																		24
26	16.5																		26
28	16																		28
30	15.5																		30
32	15																		32
34	14.5																		34
36	14																		36
38	13.5	10		12			11.7			10.7									38
40	13.1	9.9		12			11.7			10.7									40
45	12	9.2		12			11.7			10.7									45
50	11	8.7		11.8	9.3		11.6			10.6			9.7			8.7			50
55	10.2	8.1	7	11.6	9.2		11.5	9.2		10.5			9.7			8.6			55
60	9.5	7.6	6.7	11.3	9		11.2	9		10.4			9.7			8.4			60
65	8.8	7.4	6.5	11.1	8.7		11	8.8		10.2	8.6		9.5	8.3		8.2			65
70	8.4	7.3	6.3	10.8	8.3	6.7	10.8	8.6	6.7	10	8.4		9.4	8.2		7.9	7.7		70
75	8	7.1	6.3	10.5	8	6.6	10.6	8.3	6.7	9.9	8.2	6.7	9.2	8		7.7	7.5		75
80	7.6	6.9	6.3	10.2	7.8	6.5	10.4	8	6.7	9.7	8.1	6.7	9	7.8		7.4	7.4		80
85	7.2	6.7		9.8	7.7	6.5	10.1	7.7	6.5	9.7	7.9	6.5	8.9	7.6	6.5	7.2	7.2	6.5	85
90				9.4	7.5	6.4	9.8	7.5	6.5	9.6	7.7	6.5	8.6	7.5	6.5	6.9	6.9	6.5	90
95				9.2	7.3	6.3	9.5	7.4	6.4	9.4	7.6	6.4	8.3	7.4	6.5	6.7	6.6	6.4	95
100				8.9	7.2	6.3	9.2	7.2	6.3	9.2	7.4	6.3	8.1	7.3	6.4	6.5	6.4	6.2	100
105				8.5	7	6.3	8.8	7.2	6.3	8.8	7.2	6.3	8	7.2	6.3	6.3	6.2	6	105
110				8.2	7	6.3	8.6	7	6.3	8.7	7.1	6.3	7.7	7	6.3	6.1	6.1	5.8	110
115				8	6.9	6.3	8.3	6.9	6.3	8.5	7	6.3	7.6	6.9	6.3	6	5.9	5.7	115
120				7.7	6.7	6.3	8.1	6.7	6.3	8.3	6.9	6.3	7.4	6.8	6.3	5.8	5.7	5.5	120
125				7.6	6.7	6.3	7.9	6.7	6.3	8.1	6.8	6.3	7.2	6.7	6.3	5.6	5.5	5.3	125
130				7.3	6.6	6.2	7.7	6.6	6.3	7.9	6.7	6.3	7	6.5	6.3	5.5	5.4	5.2	130
135				7.1	6.6	6.1	7.5	6.5	6.3	7.6	6.6	6.3	6.8	6.4	6.3	5.4	5.2	5.1	135
140				6.7	6.5	6	7.4	6.5	6.3	7.2	6.5	6.3	6.7	6.3	6.2	5.3	5.1	5.1	140
145				6.4	6.3	6	7.2	6.5	6.3	6.8	6.5	6.3	6.4	6.3	6.2	5.1	5.1	5	145
150				5.9	6.2	5.8	6.9	6.5	6.3	6.4	6.4	6.3	6.1	6.2	6.1	4.9	4.9	4.9	150
155				5.7	6	5.7	6.5	6.4	6.3	6.2	6.3	6.2	5.8	6	6	4.7	4.7	4.9	155
160				5.4	5.8	5.5	6	6.3	6.2	6	6.1	6.1	5.3	5.7	5.9	4.6	4.6	4.8	160
165				5	5.6		5.6	6	6.1	5.7	5.9	5.9	4.8	5.5	5.7	4.4	4.4	4.6	165
170				4.7	5.2		5.1	5.7	5.8	5.2	5.6	5.6	4.4	5	5.4	4.1	4.4	4.6	170
175								5.4		4.8	5.2	5.4	4	4.6	4.9	3.7	4.2	4.4	175
180										4.4	4.8	4.9	3.5	4.1	4.4	3.3	3.9	4.1	180
185											4.3	4.4	3.1	3.6	3.8	2.9	3.5	3.7	185
190												3.9	2.7	3.2	3.3	2.5	3.1	3.3	190
195													2.4	2.8	2.8	2.2	2.7	2.9	195
200													2.1	2.4			2.3	2.4	200

t_206_72101_00_000 / 72201_00_000 / 72301_00_000



Lifting capacities Forces de levage

TVK



ft	38 ft + 23 ft			135 ft + 23 ft			148 ft + 23 ft			160 ft + 23 ft			171 ft + 23 ft			ft
	35 ft			35 ft			35 ft			35 ft			35 ft			
	0°	20°	40°	0°	20°	40°	0°	20°	40°	0°	20°	40°	0°	20°	40°	
14	13.7															14
15	13.6															15
16	13.3															16
17	13.1															17
18	12.9															18
20	12.4															20
22	12															22
24	11.6															24
26	11.3	11.5														26
28	10.9	11.3														28
30	10.5	11														30
32	10.3	10.6	10.8													32
34	10	10.2	10.6													34
36	9.7	10	10.3													36
38	9.5	9.7	10	12.7			12									38
40	9.2	9.4	9.6	12.6			11.9									40
45	8.5	8.7	8.9	12.1	11.3		11.6			10.9			9			45
50	7.9	8.2	8.4	11.6	10.9		11.1	10.6		10.5	10.1		8.8	7.9		50
55	7.4	7.6	7.8	11.2	10.4	9.7	10.7	10.2	9.5	10.1	9.8		8.4	7.9		55
60	6.9	7.1	7.3	10.8	9.9	9.6	10.4	9.7	9.4	9.9	9.4		8	7.8		60
65	6.5	6.6	6.8	10.3	9.5	9.3	10	9.3	9.1	9.6	9.1	8.8	7.7	7.6	7.6	65
70	6.2	6.2	6.4	9.9	9.2	9	9.6	9	8.7	9.3	8.7	8.5	7.5	7.3	7.3	70
75	5.8	5.8	5.8	9.5	8.8	8.6	9.3	8.6	8.4	9	8.5	8.2	7.2	7.1	7.1	75
80		5.5	5	9.2	8.5	8.3	8.9	8.3	8.1	8.7	8.2	8	6.9	6.9	6.9	80
85				8.8	8.2	8	8.6	8.1	7.8	8.4	7.9	7.7	6.7	6.7	6.5	85
90				8.5	8	7.7	8.3	7.9	7.6	8.2	7.9	7.5	6.4	6.5	6.3	90
95				8.1	7.8	7.5	8	7.8	7.3	8	7.7	7.3	6.2	6.3	6.1	95
100				7.9	7.5	7.4	7.8	7.5	7.2	7.8	7.4	7.2	6.1	6	5.9	100
105				7.6	7.2	7.2	7.6	7.2	7.2	7.6	7.2	7.2	6	5.8	5.6	105
110				7.4	7	7	7.5	7	7	7.4	7	6.8	5.8	5.6	5.4	110
115				7.2	6.8	6.8	7.3	6.8	6.8	7.2	6.8	6.6	5.7	5.4	5.2	115
120				6.9	6.6	6.7	7	6.6	6.7	6.9	6.7	6.5	5.5	5.3	5	120
125				6.7	6.4	6.5	6.7	6.5	6.5	6.7	6.5	6.4	5.3	5.1	4.9	125
130				6.5	6.1	6.3	6.5	6.3	6.3	6.5	6.3	6.3	5.1	4.9	4.7	130
135				6.4	5.9	6	6.3	6	6.1	6.4	6	6.1	5	4.8	4.6	135
140				6.2	5.7	5.8	6.2	5.8	5.9	6.1	5.8	5.9	4.8	4.7	4.5	140
145				6	5.6	5.6	6	5.7	5.8	5.8	5.7	5.7	4.6	4.6	4.5	145
150				5.8	5.4	5.6	5.8	5.6	5.6	5.4	5.5	5.4	4.4	4.4	4.4	150
155				5.6	5.3	5.4	5.5	5.4	5.4	4.9	5.2	5.2	4.2	4.3	4.3	155
160				5.5	5.2	5.3	5.1	5.2	5.2	4.4	4.8	4.9	4	4.2	4.1	160
165				5.2	5.1	5.3	4.6	4.9	4.9	3.9	4.3	4.5	3.6	4	4	165
170				4.7	4.8	4.9	4.2	4.5	4.5	3.3	3.8	4	3.3	3.6	3.7	170
175				4.3	4.4		3.7	4	4.1	2.9	3.3	3.5	2.8	3.2	3.4	175
180							3.3	3.5	3.6	2.6	2.8	3	2.4	2.7	3	180
185							3	3.2	3.1	2.2	2.5	2.5		2.3	2.5	185
190							2.7	2.8		1.9	2.1	2.2		2	2.1	190

t_206_91101_00_000 / 91201_00_000 / 91301_00_000


Lifting capacities Forces de levage

TVK



ft	38 ft + 23 ft			135 ft + 23 ft			148 ft + 23 ft			160 ft + 23 ft			171 ft + 23 ft			ft
	62 ft			62 ft			62 ft			62 ft			62 ft			
	0°	20°	40°	0°	20°	40°	0°	20°	40°	0°	20°	40°	0°	20°	40°	
28	7.9															28
30	7.8															30
32	7.7															32
34	7.6															34
36	7.5															36
38	7.5	7.6														38
40	7.3	7.6														40
45	6.8	7.2		7.4			6.9			6.3						45
50	6.4	6.9		7.3			6.9			6.3			5.8			50
55	6.1	6.5	6.5	7.2			6.9			6.3			5.6			55
60	5.7	6.2	6.4	7.2			6.9			6.3			5.3			60
65	5.4	5.8	6.1	7.2	6.9		6.7	6.7		6.3	6.3		5.1			65
70	5.2	5.5	5.7	7.1	6.6		6.7	6.6		6.3	6.2		4.8	5.3		70
75	4.9	5.1	5.4	6.9	6.4	5.9	6.6	6.3	5.7	6.2	6.1		4.6	5.2		75
80	4.6	4.8	5.1	6.8	6.2	5.8	6.3	6	5.6	6.2	6		4.5	5.1		80
85	4.4	4.6	4.9	6.5	6	5.8	6.1	5.8	5.6	6	5.8	5.5	4.3	4.9	4.4	85
90	4.2	4.5	4.7	6.2	5.7	5.6	5.8	5.6	5.5	5.9	5.6	5.4	4.2	4.7	4.4	90
95	4.1	4.3	4.5	5.9	5.5	5.5	5.7	5.5	5.4	5.7	5.4	5.2	4	4.5	4.4	95
100	3.9	4.1		5.7	5.3	5.3	5.5	5.3	5.3	5.5	5.3	5	3.9	4.4	4.4	100
105	3.7	3.9		5.4	5.1	5.1	5.3	5.1	5.1	5.3	5.1	4.9	3.7	4.2	4.4	105
110				5.2	4.9	4.9	5.2	4.9	4.9	5.2	4.9	4.7	3.7	4.1	4.2	110
115				5	4.8	4.8	5	4.7	4.7	5	4.7	4.6	3.6	4	4.1	115
120				4.8	4.6	4.6	4.9	4.6	4.6	4.9	4.6	4.5	3.4	3.9	3.9	120
125				4.7	4.4	4.4	4.8	4.4	4.4	4.8	4.4	4.4	3.3	3.7	3.8	125
130				4.6	4.4	4.4	4.7	4.4	4.4	4.7	4.2	4.3	3.3	3.6	3.7	130
135				4.5	4.3	4.4	4.5	4.3	4.4	4.5	4.2	4.2	3.2	3.5	3.5	135
140				4.3	4.1	4.3	4.3	4.1	4.3	4.3	4.1	4.2	3.1	3.4	3.4	140
145				4.2	4	4.2	4.2	4	4.2	4.1	4	4.2	3	3.2	3.3	145
150				4	4	4.2	4	4	4.1	4	3.9	4.1	2.8	3.1	3.2	150
155				3.9	3.9	4	3.9	4	4	4	3.8	4	2.8	3	3.1	155
160				3.8	3.9	4	3.8	3.9	4	3.9	3.7	4	2.8	2.9	3.1	160
165				3.7	3.9	3.9	3.8	3.9	3.9	3.8	3.7	3.9	2.7	2.8	3	165
170				3.5	3.8	3.9	3.7	3.8	3.9	3.6	3.5	3.8	2.7	2.8	3	170
175				3.4	3.7	3.8	3.6	3.7	3.8	3.3	3.5	3.7	2.6	2.6	3	175
180				3.4	3.6	3.6	3.5	3.7	3.7	3	3.4	3.6	2.5	2.6	2.9	180
185				3.3	3.5	3.5	3.3	3.6	3.7	2.7	3.2	3.5	2.3	2.6	2.8	185
190				3.2	3.5	3.5	3	3.5	3.6	2.3	2.8	3.2	2.1	2.5	2.7	190
195				3.1	3.3	3.3	2.7	3.1	3.3	2	2.5	2.7		2.3	2.6	195
200				2.9	3.1		2.4	2.8	2.9		2.1	2.4			2.3	200
205							2.1	2.5	2.5							205

t_206_92101_00_000 / 92201_00_000 / 92301_00_000



Lifting capacities Forces de levage

TVK



ft	38 ft + 46 ft			135 ft + 46 ft			148 ft + 46 ft			160 ft + 46 ft			171 ft + 46 ft			ft
	35 ft			35 ft			35 ft			35 ft			35 ft			
	0°	20°	40°	0°	20°	40°	0°	20°	40°	0°	20°	40°	0°	20°	40°	
18	9.7															18
20	9.6															20
22	9.2															22
24	8.9															24
26	8.6															26
28	8.4	8.8														28
30	8.2	8.7														30
32	8	8.4														32
34	7.8	8.2														34
36	7.6	8														36
38	7.3	7.8	7.8													38
40	7.2	7.6	7.8													40
45	6.8	7	7.3	8.8			8.5			7.2						45
50	6.3	6.5	6.7	8.4	7.9		8.1	7.2		7.2			5.6			50
55	5.9	6.1	6.2	8	7.6	6.9	7.8	7.2		7.2	6.9		5.6	5.6		55
60	5.5	5.7	5.7	7.8	7.2	6.9	7.6	7.1		7.1	6.8		5.6	5.6		60
65	5.1	5.4	5.4	7.5	7	6.9	7.2	6.8	6.7	7	6.5	6.3	5.5	5.5	5.3	65
70	4.8	5	5	7.1	6.8	6.6	7	6.6	6.5	6.8	6.3	6.2	5.4	5.4	5.3	70
75	4.5	4.7	4.8	6.8	6.5	6.4	6.8	6.4	6.3	6.5	6	6	5.2	5.2	5.2	75
80	4.4	4.4	4.5	6.6	6.2	6.2	6.5	6.2	6	6.3	5.8	5.8	5	5	5.1	80
85	4.2	4.2	4.2	6.3	5.8	5.8	6.3	5.9	5.8	6	5.6	5.6	4.7	4.7	4.9	85
90	4	4	4	6.1	5.6	5.6	6.1	5.7	5.6	5.9	5.4	5.4	4.5	4.5	4.7	90
95	3.7	3.8	3.7	5.9	5.6	5.5	5.8	5.5	5.4	5.7	5.2	5.2	4.3	4.3	4.5	95
100	3.4	3.6		5.7	5.5	5.3	5.5	5.4	5.2	5.5	5.1	5.1	4.1	4.1	4.4	100
105				5.4	5.3	5.1	5.3	5.1	5	5.3	5	5	3.9	3.9	4.2	105
110				5.2	5	4.9	5.1	4.9	4.9	5.1	4.9	4.9	3.8	3.8	4	110
115				5	4.8	4.7	5	4.8	4.7	5	4.7	4.7	3.6	3.6	3.8	115
120				4.8	4.6	4.6	4.8	4.7	4.6	4.8	4.6	4.6	3.5	3.5	3.6	120
125				4.6	4.4	4.4	4.6	4.6	4.4	4.6	4.4	4.4	3.4	3.4	3.5	125
130				4.5	4.4	4.3	4.5	4.4	4.4	4.5	4.4	4.3	3.3	3.3	3.3	130
135				4.4	4.3	4.2	4.4	4.3	4.3	4.4	4.3	4.2	3.2	3.1	3.2	135
140				4.3	4.1	4.1	4.4	4.1	4.1	4.3	4.1	4.1	3.2	3	3	140
145				4.3	3.9	3.9	4.3	3.9	3.9	4.2	4	4	3.1	3	3	145
150				4.2	3.8	3.8	4.2	3.8	3.7	4.1	3.9	3.9	3	2.8	2.9	150
155				4.1	3.7	3.7	4.1	3.7	3.6	4	3.8	3.8	2.9	2.7	2.8	155
160				4	3.6	3.7	3.9	3.6	3.5	3.7	3.6	3.6	2.8	2.6	2.8	160
165				3.9	3.5	3.6	3.8	3.5	3.5	3.4	3.4	3.5	2.7	2.5	2.7	165
170				3.8	3.4	3.5	3.7	3.4	3.5	3.1	3.3	3.3	2.5	2.4	2.6	170
175				3.6	3.3	3.3	3.4	3.3	3.5	2.7	3	3.1	2.2	2.3	2.5	175
180				3.4	3.2	3.3	3	3.1	3.3	2.3	2.6	2.8		2.1	2.4	180
185				3.1	3	3.2	2.7	2.9	3		2.2	2.4			2.2	185
190				2.8	2.8	3	2.3	2.6	2.7		1.9	2			1.9	190
195				2.5	2.6	2.7	2	2.2	2.3							195
200				2.2												200

t_206_93101_00_000 / 93201_00_000 / 93301_00_000


Lifting capacities Forces de levage

TVK



ft	38 ft + 46 ft			135 ft + 46 ft			148 ft + 46 ft			160 ft + 46 ft			171 ft + 46 ft			ft
	62 ft			62 ft			62 ft			62 ft			62 ft			
	0°	20°	40°	0°	20°	40°	0°	20°	40°	0°	20°	40°	0°	20°	40°	
26	8.1															26
28	8.1															28
30	8.1															30
32	8.1															32
34	8															34
36	7.8															36
38	7.7															38
40	7.6															40
45	7.1	6.7		6												45
50	6.7	6.7		5.9			5.5			4.6						50
55	6.3	6.5	6.7	5.7			5.5			4.6						55
60	6	6.2	6.6	5.5			5.3			4.6						60
65	5.6	5.8	6.3	5.4	5.1		5.1			4.6			3.2			65
70	5.3	5.5	5.9	5.2	5.1		4.9	4.9		4.6	4.4		3.2	3.5		70
75	5	5.2	5.6	5	4.9		4.8	4.8		4.5	4.4		3.2	3.5		75
80	4.8	5	5.2	4.8	4.6		4.6	4.6		4.4	4.3		3.2	3.5		80
85	4.5	4.7	4.9	4.6	4.4	4.4	4.4	4.4	4.2	4.2	4.2	4	3	3.5		85
90	4.3	4.5	4.7	4.5	4.2	4.2	4.2	4.2	4.1	4	4	4	2.8	3.5	3	90
95	4.2	4.3	4.4	4.3	4.1	4.1	4.1	4.1	4	3.9	3.8	3.8	2.7	3.4	3	95
100	4.1	4.1	4.1	4.1	3.9	3.9	3.9	3.9	3.9	3.8	3.7	3.7	2.6	3.2	3	100
105	3.9	3.9	3.9	3.9	3.7	3.7	3.7	3.7	3.7	3.7	3.7	3.5	2.6	3.1	2.8	105
110	3.6	3.8	3.8	3.8	3.5	3.6	3.7	3.5	3.5	3.5	3.5	3.5	2.5	3	2.8	110
115	3.5	3.6	3.5	3.6	3.4	3.5	3.6	3.4	3.4	3.4	3.5	3.3	2.4	2.9	2.8	115
120	3.4	3.4	3.1	3.4	3.3	3.4	3.4	3.3	3.3	3.3	3.4	3.2	2.4	2.7	2.8	120
125	3.2	3.2	2.8	3.2	3.2	3.2	3.2	3.2	3.2	3.2	3.3	3	2.3	2.5	2.7	125
130	2.8	2.9		3.1	3.1	3.1	3.1	3.1	3.1	3.1	3.2	3	2.1	2.4	2.6	130
135				3	2.9	2.9	3	2.9	3	2.9	3	2.9	2	2.3	2.4	135
140				2.9	2.8	2.8	2.9	2.8	2.9	2.8	2.9	2.8	1.9	2.2	2.3	140
145				2.8	2.8	2.8	2.8	2.8	2.8	2.7	2.8	2.8	1.9	2.2	2.3	145
150				2.6	2.8	2.8	2.6	2.8	2.8	2.6	2.8	2.8	1.9	2.1	2.3	150
155				2.6	2.6	2.8	2.6	2.8	2.7	2.6	2.8	2.7	1.9	1.9	2.3	155
160				2.5	2.6	2.7	2.6	2.7	2.7	2.6	2.7	2.7		1.9	2.2	160
165				2.4	2.5	2.6	2.6	2.6	2.6	2.6	2.6	2.6			2.1	165
170				2.3	2.4	2.5	2.6	2.5	2.5	2.5	2.5	2.5			2	170
175				2.3	2.3	2.4	2.6	2.4	2.4	2.4	2.4	2.4			2	175
180				2.3	2.3	2.3	2.5	2.3	2.3	2.3	2.3	2.3			1.9	180
185				2.3	2.2	2.3	2.4	2.2	2.3	2.1	2.2	2.3				185
190				2.3	2.1	2.3	2.3	2.1	2.2	1.8	2.1	2.3				190
195				2.3	2	2.1	2.2	2.1	2.2		2	2.1				195
200				2.3	2	2	2	2.1	2.1			2				200
205				2.2	1.9			2	2.1							205
210					1.9											210
215					1.8											215

t_206_94101_00_000 / 94201_00_000 / 94301_00_000



Lifting capacities Forces de levage

TNZK



ft	38 ft			123 ft			135 ft			148 ft			160 ft			171 ft			ft
	35 ft			35 ft			35 ft			35 ft			35 ft			35 ft			
	0°	20°	40°	0°	20°	40°	0°	20°	40°	0°	20°	40°	0°	20°	40°	0°	20°	40°	
9	38.7																		9
10	38.7																		10
11	38.7																		11
12	38.7																		12
13	38.7																		13
14	38.6																		14
15	38.5																		15
16	38.2																		16
17	37.6																		17
18	36.8	32.9																	18
20	35.2	32.8																	20
22	33.5	32.2																	22
24	31.7	31.4																	24
26	29.9	30.7																	26
28	28.6	29.5	25.1	31.2															28
30	27.4	28.2	24.8	30.9															30
32	26.3	26.9	23.9	30.5			28.4			22.9									32
34	25.1	25.8	23	30.1			28.1			22.7									34
36	24	24.8	22.1	29.6			27.8			22.3									36
38	22.9	23.7	21.3	29.2	25.5		27.5			21.9			17.6				14.3		38
40	21.9	22.7	20.4	28.8	25.4		27.2			21.6			17.5				14.2		40
45	20.1	20.3	18.4	27.7	24.3		26.5	23.4		20.8	19.6		16.8				13.5		45
50	18.5	18.7	16.9	26.4	23.1	19.4	25.6	22.6	19.4	20.2	18.9		16.2	15.2		12.9	12.1		50
55	16.9	17.3		24.9	21.9	19.1	24.4	21.5	19	19.4	18.2	17.1	15.6	14.8	14.1	12.4	11.9	11.3	55
60		15.9		23.5	20.9	18.4	22.9	20.6	18.3	18.6	17.4	16.8	14.9	14.2	13.8	11.8	11.5	11.2	60
65				22	19.9	17.8	21.6	19.7	17.7	17.8	16.7	16.1	14.3	13.6	13.3	11.4	10.9	10.7	65
70				20.6	19.1	17.2	20.2	18.9	17.1	17.1	16	15.5	13.7	13.1	12.8	10.9	10.6	10.3	70
75				19.3	18.3	16.6	18.9	18.2	16.6	16.4	15.4	14.9	13.2	12.6	12.4	10.5	10.2	9.9	75
80				18	17.5	16	17.7	17.5	16.1	15.7	14.7	14.3	12.7	12.2	11.9	10.1	9.9	9.5	80
85				16.7	16.7	15.4	16.6	16.7	15.7	15	14.2	13.8	12.2	11.7	11.5	9.7	9.5	9.2	85
90				15.3	15.6	14.9	15.5	15.7	15.2	14.1	13.7	13.4	11.8	11.4	11.2	9.4	9.2	8.9	90
95				14	14.6	14	14.3	14.7	14.7	13.3	13.2	12.9	11.4	11.1	10.9	9	8.8	8.7	95
100				12.8	13.5	13	13.1	13.7	14	12.5	12.7	12.6	11	10.8	10.6	8.7	8.5	8.5	100
105				11.7	12.6	12.1	12	12.5	13	11.8	12	12.2	10.7	10.5	10.4	8.5	8.3	8.3	105
110				11	11.8	11.3	11.3	11.7	11.9	11	11.4	11.6	10.3	10.2	10.1	8.2	8	8	110
115				10.4	11	10.7	10.7	11	11.1	10.2	10.6	10.9	10	9.9	9.8	7.9	7.8	7.8	115
120				9.8	10.2	10.2	10	10.3	10.4	9.5	9.9	10.2	9.6	9.4	9.6	7.7	7.6	7.6	120
125				9.1	9.5	9.6	9.2	9.6	9.8	9	9.2	9.4	9	8.8	9.3	7.3	7.4	7.4	125
130				8.5	8.8	8.9	8.5	8.9	9.1	8.6	9	9	8.3	8	8.9	7.1	7	7.2	130
135				8.1	8.2	7.5	8.1	8.3	8.4	8.1	8.5	8.5	7.7	7.5	8.3	6.8	6.8	7.1	135
140				7.8	7.8		7.7	7.8	7.8	7.6	7.9	8	7.1	7.1	7.7	6.6	6.3	6.8	140
145							7.4	7.5	7.2	7	7.3	7.4	6.4	6.7	7	6.2	5.5	6.5	145
150							6.9	7.1	5.7	6.5	6.7	6.8	5.9	6.2	6.4	5.7	4.8	6.2	150
155							6.5			6	6.2	6.3	5.3	5.6	5.8	5.1	4.6	5.7	155
160										5.4	5.7	5.4	4.7	4.9	5.2	4.6	4.5	5.2	160
165										4.9			4.2	4.2	4.6	4.1	4.1	4.6	165
170													3.7	3.9	4	3.6	3.5	4	170
175													3.3	3.5	3.4	3.1	3.2	3.5	175
180																2.7	2.8	3	180
185																2.3	2.4	2.5	185
190																1.9	1.9		190

t_206_71401_00_000

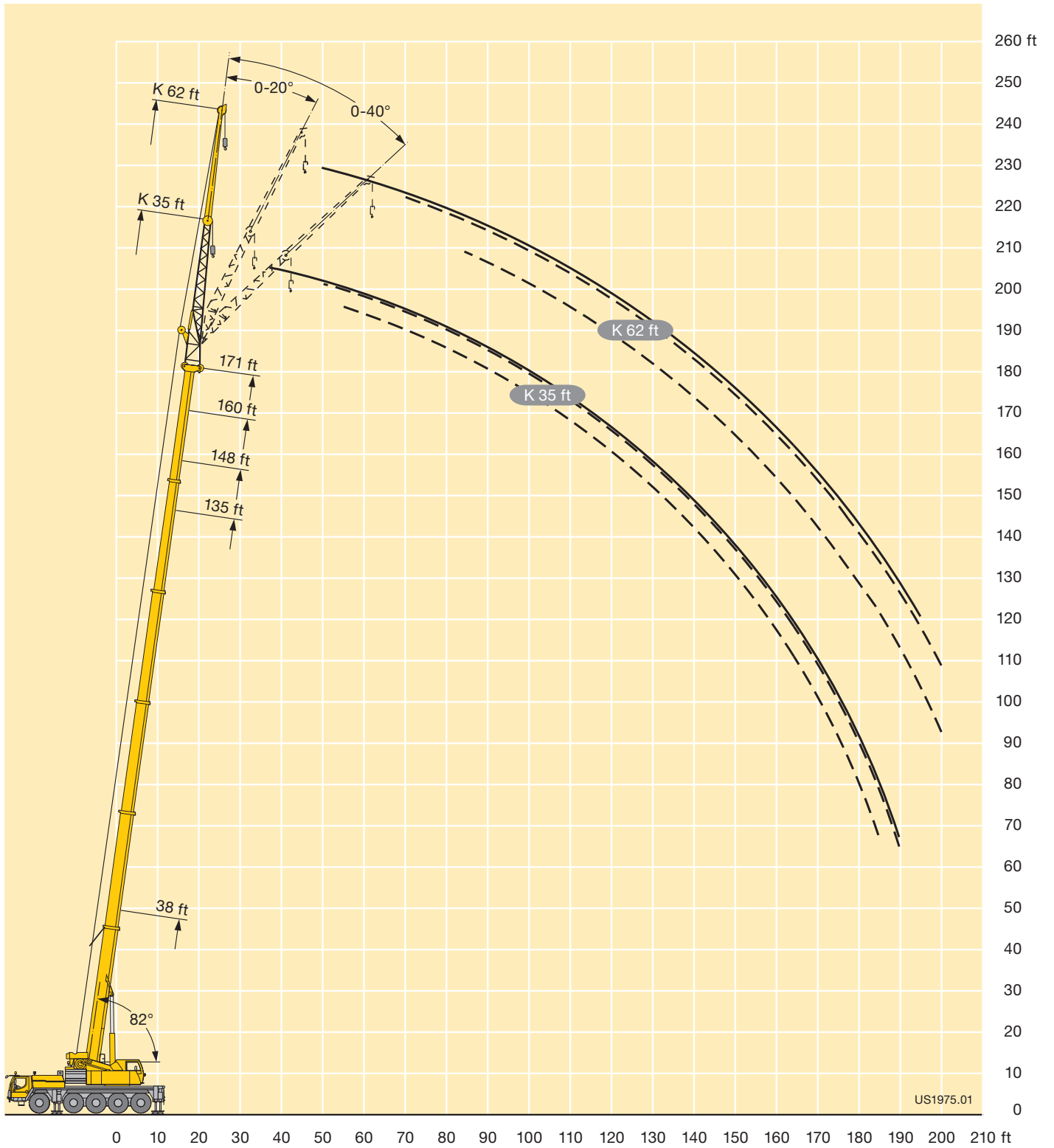
Lifting capacities Forces de levage

TNZK



ft	38 ft			123 ft			135 ft			148 ft			160 ft			171 ft			ft
	62 ft			62 ft			62 ft			62 ft			62 ft			62 ft			
	0°	20°	40°	0°	20°	40°	0°	20°	40°	0°	20°	40°	0°	20°	40°	0°	20°	40°	
16	17.6																		16
17	17.5																		17
18	17.4																		18
20	17.2																		20
22	16.9																		22
24	16.7																		24
26	16.5																		26
28	16.1																		28
30	15.6																		30
32	15																		32
34	14.5																		34
36	14																		36
38	13.5	10		12			11.5			10.7									38
40	13	9.9		12			11.5			10.7									40
45	11.9	9.2		12			11.5			10.7			9.8						45
50	11	8.6		11.9	9.4		11.5			10.7			9.8			8.7			50
55	10.2	8.1	7	11.7	9.2		11.4	9.4		10.6			9.8			8.6			55
60	9.4	7.7	6.8	11.4	8.9		11.2	9.1		10.5			9.7			8.3			60
65	8.8	7.5	6.5	11.1	8.6		11	8.8		10.3	8.6		9.6	8.5		8.1			65
70	8.3	7.3	6.4	10.8	8.3	6.8	10.7	8.5	6.8	10.1	8.4		9.4	8.3		7.8	7.9		70
75	7.9	7.1	6.3	10.6	8.1	6.7	10.5	8.2	6.7	9.9	8.2	6.7	9.2	8.1		7.6	7.6		75
80	7.5	6.9	6.2	10.2	7.9	6.6	10.3	8	6.6	9.8	8	6.6	9	7.9		7.4	7.4		80
85	7.1	6.7		9.9	7.6	6.5	10.1	7.8	6.5	9.6	7.8	6.5	8.8	7.7	6.6	7.1	7.1	6.6	85
90				9.5	7.4	6.4	9.8	7.6	6.4	9.5	7.6	6.5	8.5	7.6	6.5	6.9	6.9	6.4	90
95				9.2	7.3	6.3	9.5	7.4	6.4	9.3	7.5	6.4	8.3	7.4	6.4	6.7	6.7	6.3	95
100				8.8	7.2	6.3	9.2	7.2	6.3	9.1	7.3	6.3	8.1	7.3	6.4	6.5	6.5	6.1	100
105				8.6	7.1	6.2	8.9	7.1	6.3	8.9	7.1	6.3	7.9	7.1	6.4	6.2	6.2	6	105
110				8.3	6.9	6.2	8.6	6.9	6.2	8.7	7	6.3	7.7	7	6.3	6	6.1	5.9	110
115				8	6.8	6.2	8.4	6.8	6.2	8.4	6.9	6.3	7.5	6.9	6.3	5.9	5.9	5.7	115
120				7.7	6.7	6.2	8.1	6.7	6.2	8.2	6.8	6.3	7.3	6.8	6.3	5.7	5.7	5.5	120
125				7.5	6.6	6.2	7.9	6.6	6.2	8	6.7	6.3	7.1	6.7	6.3	5.5	5.5	5.3	125
130				7.3	6.5	6.2	7.7	6.5	6.2	7.8	6.6	6.3	6.9	6.5	6.3	5.3	5.4	5.2	130
135				7	6.5	6.1	7.5	6.4	6.2	7.5	6.5	6.3	6.7	6.4	6.3	5.3	5.2	5.1	135
140				6.7	6.4	6	7.3	6.4	6.2	7.2	6.5	6.3	6.5	6.3	6.2	5.2	5.1	5.1	140
145				6.4	6.3	6	7.1	6.4	6.2	6.7	6.4	6.2	6.4	6.2	6.2	5.1	5	5.1	145
150				6	6.2	5.8	6.8	6.4	6.2	6.3	6.3	6.2	6.1	6.2	6.1	4.9	4.8	4.9	150
155				5.7	6	5.7	6.4	6.3	6.2	6.1	6.2	6.1	5.7	6	6	4.8	4.7	4.9	155
160				5.4	5.7	5.5	6	6.2	6.1	5.9	6	6	5.3	5.7	5.9	4.6	4.6	4.8	160
165				5.1	5.5		5.5	6	6	5.7	5.9	5.9	4.8	5.4	5.7	4.4	4.5	4.6	165
170				4.7	5.1		5.1	5.7	5.8	5.2	5.6	5.6	4.3	5	5.3	4	4.4	4.6	170
175								5.4		4.7	5.2	5.3	3.9	4.5	4.8	3.7	4.2	4.3	175
180										4.3	4.7	4.8	3.5	4	4.3	3.3	3.9	4	180
185											4.2	4.3	3.1	3.6	3.8	2.9	3.5	3.7	185
190												3.8	2.7	3.1	3.2	2.5	3	3.3	190
195													2.3	2.7	2.7	2.1	2.6	2.8	195
200													2	2.3			2.2	2.3	200

t_206_72401_00_000



Lifting capacities Forces de levage

TVNZK



ft	38 ft + 23 ft			135 ft + 23 ft			148 ft + 23 ft			160 ft + 23 ft			171 ft + 23 ft			ft
	35 ft			35 ft			35 ft			35 ft			35 ft			
	0°	20°	40°	0°	20°	40°	0°	20°	40°	0°	20°	40°	0°	20°	40°	
14	13.7															14
15	13.6															15
16	13.4															16
17	13.1															17
18	12.9															18
20	12.4															20
22	12															22
24	11.7															24
26	11.3	11.6														26
28	10.9	11.4														28
30	10.6	11.1														30
32	10.4	10.7	10.9													32
34	10.1	10.3	10.7													34
36	9.8	10	10.4													36
38	9.5	9.8	10	12.7			12									38
40	9.3	9.5	9.7	12.6			12									40
45	8.6	8.8	9	12.2	11.3		11.7			11			9.1			45
50	8	8.2	8.4	11.7	10.9		11.2	10.6		10.5	10.2		8.8	7.9		50
55	7.4	7.7	7.9	11.2	10.5	9.7	10.8	10.2	9.5	10.2	9.9		8.4	7.9		55
60	6.9	7.1	7.3	10.8	10	9.7	10.4	9.7	9.4	9.9	9.5		8.1	7.8		60
65	6.6	6.6	6.8	10.3	9.6	9.3	10	9.4	9.1	9.6	9.1	8.8	7.7	7.7	7.6	65
70	6.2	6.2	6.4	9.9	9.2	9	9.7	9	8.7	9.3	8.8	8.5	7.5	7.4	7.3	70
75	5.8	5.8	5.8	9.6	8.9	8.6	9.3	8.7	8.4	9.1	8.5	8.3	7.3	7.1	7.1	75
80		5.5	5	9.2	8.5	8.3	9	8.4	8.1	8.8	8.3	8	7	6.8	6.9	80
85				8.9	8.2	8	8.6	8.1	7.9	8.4	7.9	7.7	6.7	6.6	6.5	85
90				8.5	8	7.7	8.3	8	7.6	8.2	7.9	7.5	6.4	6.4	6.3	90
95				8.2	7.8	7.6	8	7.8	7.4	8	7.7	7.3	6.2	6.2	6.1	95
100				7.9	7.5	7.4	7.8	7.5	7.2	7.8	7.4	7.2	6.1	6	5.9	100
105				7.7	7.2	7.2	7.7	7.2	7.2	7.7	7.2	7.2	6	5.8	5.6	105
110				7.5	7	7	7.5	7	7	7.5	7	6.8	5.9	5.6	5.4	110
115				7.2	6.8	6.8	7.3	6.8	6.8	7.2	6.8	6.6	5.7	5.5	5.2	115
120				6.9	6.7	6.7	7.1	6.7	6.7	6.9	6.7	6.5	5.5	5.3	5	120
125				6.7	6.5	6.5	6.8	6.5	6.5	6.7	6.5	6.5	5.3	5.1	4.9	125
130				6.6	6.1	6.3	6.6	6.3	6.3	6.6	6.3	6.3	5.2	4.9	4.7	130
135				6.4	5.9	6	6.4	6	6.1	6.4	6	6.1	5	4.8	4.6	135
140				6.2	5.7	5.8	6.2	5.8	6	6.1	5.8	5.9	4.8	4.7	4.6	140
145				6	5.6	5.6	6	5.7	5.8	5.8	5.7	5.7	4.6	4.6	4.5	145
150				5.8	5.4	5.6	5.8	5.6	5.6	5.4	5.5	5.4	4.4	4.4	4.4	150
155				5.7	5.3	5.4	5.5	5.4	5.4	4.9	5.2	5.2	4.3	4.3	4.3	155
160				5.5	5.2	5.3	5.1	5.2	5.2	4.4	4.8	4.9	4	4.2	4.1	160
165				5.2	5.1	5.3	4.7	4.9	4.9	3.9	4.3	4.5	3.6	4	4	165
170				4.7	4.8	4.9	4.2	4.5	4.5	3.4	3.8	4	3.2	3.6	3.7	170
175				4.4	4.4		3.8	4	4.1	3	3.3	3.5	2.8	3.2	3.3	175
180							3.3	3.6	3.6	2.6	2.8	3	2.4	2.7	2.9	180
185							3	3.2	3.1	2.2	2.4	2.5		2.3	2.5	185
190							2.6	2.8		1.8	2	2		1.9	2	190

t_206_91401_00_000

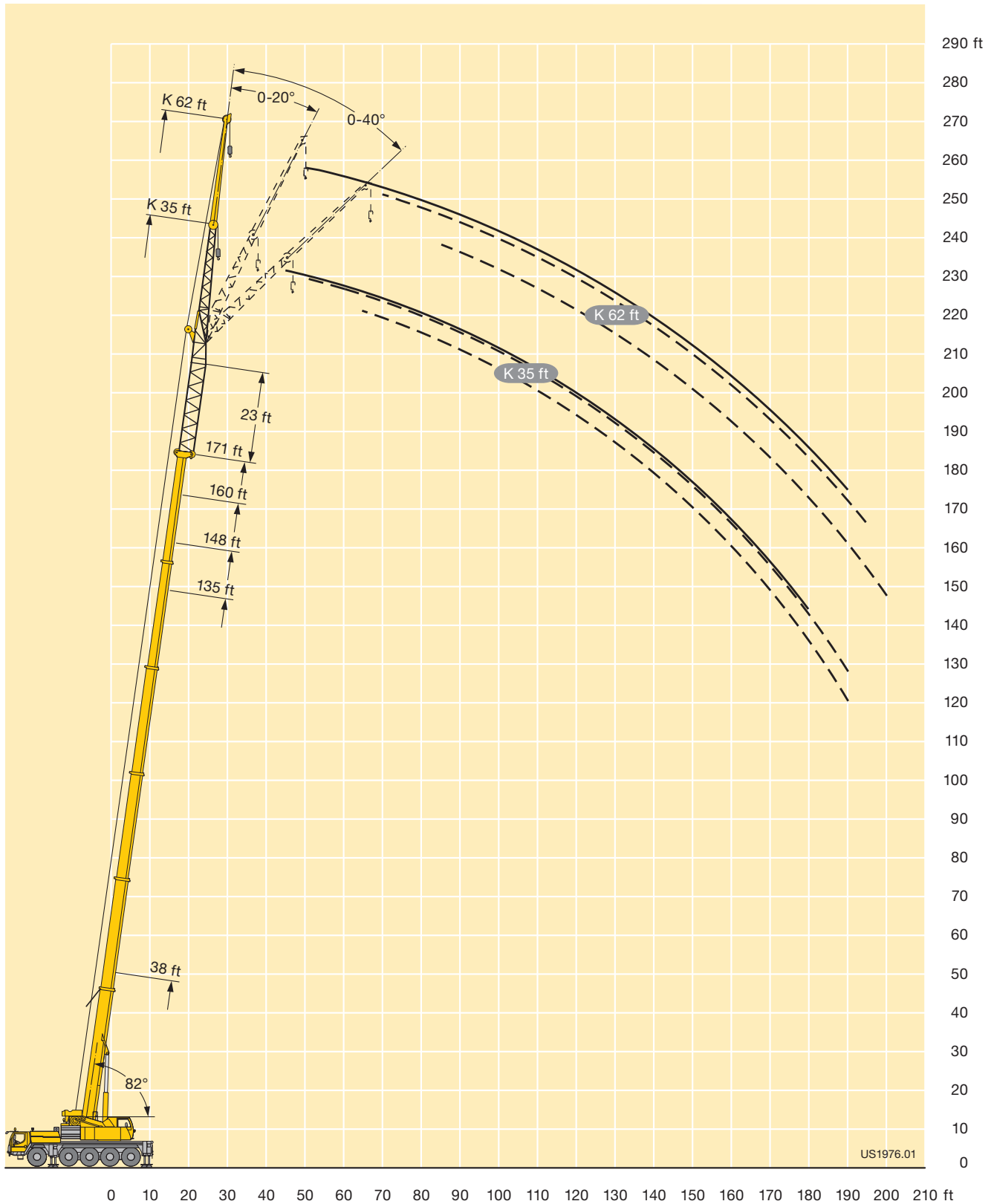
Lifting capacities Forces de levage

TVNZK



ft	38 ft + 23 ft			135 ft + 23 ft			148 ft + 23 ft			160 ft + 23 ft			171 ft + 23 ft			ft
	62 ft			62 ft			62 ft			62 ft			62 ft			
	0°	20°	40°	0°	20°	40°	0°	20°	40°	0°	20°	40°	0°	20°	40°	
28	7.9															28
30	7.9															30
32	7.8															32
34	7.7															34
36	7.6															36
38	7.5	7.7														38
40	7.4	7.6														40
45	6.9	7.3		7.4			6.9			6.3						45
50	6.5	7		7.3			6.9			6.3			5.8			50
55	6.2	6.6	6.5	7.2			6.9			6.3			5.6			55
60	5.8	6.3	6.4	7.2			6.9			6.3			5.4			60
65	5.4	5.9	6.1	7.2	6.9		6.8	6.7		6.3	6.3		5.2			65
70	5.2	5.5	5.8	7.1	6.7		6.7	6.6		6.3	6.3		4.9	5.3		70
75	5	5.2	5.4	6.9	6.4	5.9	6.6	6.3	5.7	6.3	6.2		4.7	5.2		75
80	4.7	4.9	5.1	6.8	6.2	5.9	6.4	6.1	5.6	6.2	6		4.5	5.1		80
85	4.4	4.7	4.9	6.4	6	5.8	6.1	5.8	5.6	6.1	5.8	5.5	4.3	4.9	4.4	85
90	4.3	4.5	4.7	6.1	5.8	5.6	5.9	5.7	5.6	5.9	5.7	5.4	4.2	4.7	4.4	90
95	4.1	4.3	4.5	5.9	5.5	5.5	5.7	5.5	5.5	5.7	5.5	5.2	4	4.6	4.4	95
100	3.9	4.1		5.7	5.3	5.3	5.5	5.3	5.3	5.5	5.3	5.1	3.9	4.4	4.4	100
105	3.7	4		5.4	5.1	5.1	5.4	5.1	5.1	5.4	5.1	4.9	3.8	4.2	4.4	105
110				5.2	5	5	5.2	4.9	4.9	5.2	5	4.8	3.7	4.1	4.2	110
115				5	4.8	4.8	5	4.8	4.8	5	4.8	4.6	3.6	4	4.1	115
120				4.8	4.6	4.6	4.9	4.6	4.6	4.9	4.6	4.5	3.5	3.9	3.9	120
125				4.7	4.5	4.4	4.9	4.5	4.4	4.9	4.4	4.4	3.3	3.7	3.8	125
130				4.6	4.4	4.4	4.7	4.4	4.4	4.7	4.3	4.3	3.3	3.6	3.7	130
135				4.5	4.3	4.4	4.5	4.3	4.4	4.5	4.2	4.2	3.2	3.5	3.6	135
140				4.4	4.1	4.3	4.4	4.1	4.3	4.4	4.1	4.2	3.2	3.4	3.4	140
145				4.2	4	4.2	4.2	4	4.2	4.2	4	4.2	3	3.3	3.3	145
150				4	4	4.2	4	4	4.1	4	3.9	4.1	2.8	3.1	3.2	150
155				3.9	3.9	4	3.9	4	4	4	3.8	4	2.8	3	3.1	155
160				3.8	3.9	4	3.8	3.9	4	3.9	3.7	4	2.8	2.9	3.1	160
165				3.7	3.9	3.9	3.8	3.9	3.9	3.8	3.7	3.9	2.7	2.8	3	165
170				3.6	3.8	3.9	3.7	3.8	3.9	3.7	3.5	3.8	2.7	2.8	3	170
175				3.5	3.7	3.8	3.6	3.7	3.8	3.4	3.5	3.7	2.6	2.7	3	175
180				3.4	3.6	3.6	3.5	3.7	3.7	3	3.4	3.6	2.5	2.6	2.9	180
185				3.3	3.5	3.5	3.4	3.6	3.7	2.7	3.3	3.4	2.3	2.6	2.8	185
190				3.2	3.5	3.5	3.1	3.5	3.6	2.3	2.9	3.2	2	2.5	2.7	190
195				3.1	3.3	3.3	2.7	3.2	3.3	2	2.5	2.7		2.2	2.5	195
200				2.9	3.1		2.4	2.8	2.9		2.1	2.3			2.2	200
205							2.1	2.4	2.5							205

t_206_92401_00_000



Lifting capacities Forces de levage

TVNZK



ft	38 ft + 46 ft			135 ft + 46 ft			148 ft + 46 ft			160 ft + 46 ft			171 ft + 46 ft			ft
	35 ft			35 ft			35 ft			35 ft			35 ft			
	0°	20°	40°	0°	20°	40°	0°	20°	40°	0°	20°	40°	0°	20°	40°	
18	9.6															18
20	9.6															20
22	9.3															22
24	9															24
26	8.7															26
28	8.5	8.8														28
30	8.3	8.7														30
32	8.1	8.5														32
34	7.8	8.3														34
36	7.6	8.1														36
38	7.4	7.8	7.9													38
40	7.2	7.6	7.8													40
45	6.8	7.1	7.3	8.8			8.6			7.2						45
50	6.4	6.6	6.8	8.4	7.9		8.2	7.2		7.2			5.6			50
55	5.9	6.1	6.3	8.1	7.6	6.9	7.8	7.2		7.2	6.9		5.6	5.6		55
60	5.5	5.7	5.8	7.8	7.2	6.9	7.6	7.1		7.1	6.9		5.6	5.6		60
65	5.2	5.4	5.4	7.5	7	6.9	7.3	6.8	6.7	7	6.6	6.3	5.5	5.6	5.3	65
70	4.8	5	5.1	7.2	6.8	6.7	7.1	6.6	6.6	6.8	6.3	6.2	5.4	5.4	5.3	70
75	4.6	4.7	4.8	6.9	6.5	6.4	6.8	6.4	6.3	6.6	6.1	6	5.2	5.2	5.2	75
80	4.4	4.4	4.5	6.6	6.2	6.2	6.5	6.2	6	6.3	5.8	5.8	5	5	5.1	80
85	4.2	4.2	4.2	6.4	5.9	5.8	6.3	5.9	5.8	6.1	5.6	5.6	4.7	4.7	4.9	85
90	4	4	4	6.1	5.7	5.7	6.1	5.7	5.6	5.9	5.4	5.4	4.5	4.5	4.7	90
95	3.7	3.8	3.7	5.9	5.6	5.5	5.8	5.6	5.4	5.7	5.3	5.3	4.3	4.3	4.5	95
100	3.4	3.6		5.7	5.5	5.3	5.6	5.4	5.2	5.5	5.1	5.1	4.1	4.1	4.4	100
105				5.4	5.3	5.1	5.3	5.2	5.1	5.3	5	5	4	4	4.2	105
110				5.2	5	4.9	5.2	5	4.9	5.2	4.9	4.9	3.8	3.8	4	110
115				5	4.8	4.8	5	4.8	4.8	5	4.8	4.8	3.6	3.6	3.8	115
120				4.8	4.6	4.6	4.8	4.7	4.6	4.8	4.6	4.6	3.5	3.5	3.6	120
125				4.6	4.4	4.4	4.6	4.6	4.4	4.6	4.4	4.4	3.4	3.4	3.5	125
130				4.5	4.4	4.3	4.5	4.5	4.4	4.5	4.4	4.3	3.3	3.3	3.3	130
135				4.4	4.3	4.2	4.4	4.3	4.3	4.4	4.3	4.2	3.2	3.2	3.2	135
140				4.3	4.1	4.1	4.4	4.1	4.1	4.3	4.1	4.1	3.2	3	3	140
145				4.3	3.9	3.9	4.3	3.9	3.9	4.2	4	4	3.1	3	3	145
150				4.2	3.8	3.8	4.2	3.8	3.7	4.1	3.9	3.9	3	2.8	2.9	150
155				4.1	3.7	3.7	4.1	3.7	3.6	4	3.8	3.8	2.9	2.7	2.8	155
160				3.9	3.6	3.7	3.9	3.6	3.5	3.7	3.6	3.6	2.8	2.6	2.8	160
165				3.8	3.5	3.6	3.8	3.5	3.5	3.3	3.4	3.5	2.7	2.5	2.7	165
170				3.7	3.4	3.5	3.7	3.4	3.5	3	3.2	3.3	2.5	2.4	2.6	170
175				3.6	3.3	3.3	3.4	3.3	3.5	2.6	2.9	3.1	2.2	2.3	2.5	175
180				3.4	3.2	3.3	3	3.1	3.3	2.2	2.5	2.7		2.1	2.3	180
185				3.1	3	3.2	2.7	2.9	3		2.2	2.3			2.1	185
190				2.8	2.8	3	2.3	2.5	2.6		1.8	1.9			1.7	190
195				2.5	2.6	2.6	1.9	2.2	2.2							195
200				2.2												200

t_206_93401_00_000

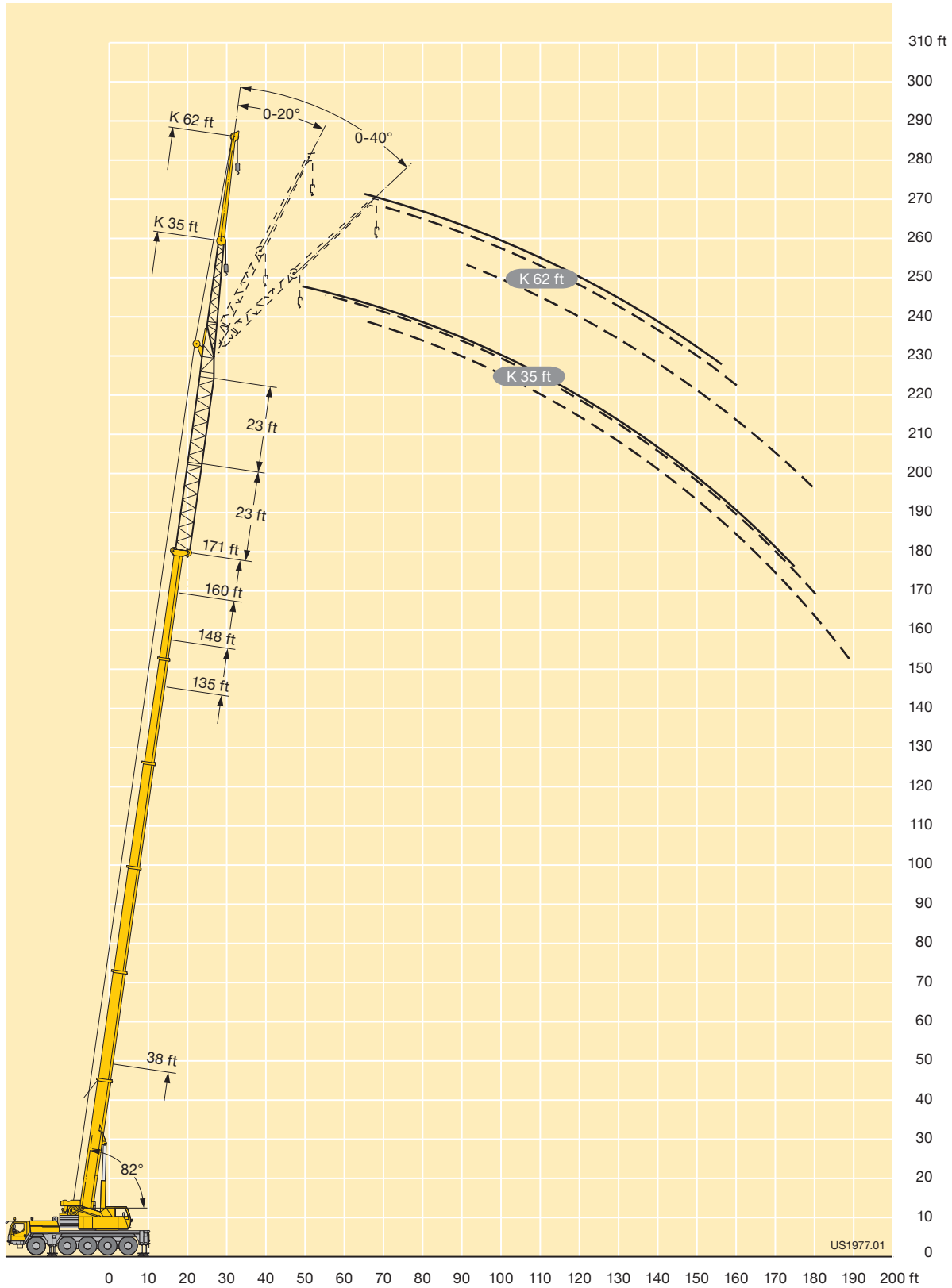
Lifting capacities Forces de levage

TVNZK



ft	38 ft + 46 ft			135 ft + 46 ft			148 ft + 46 ft			160 ft + 46 ft			171 ft + 46 ft			ft
	62 ft			62 ft			62 ft			62 ft			62 ft			
	0°	20°	40°	0°	20°	40°	0°	20°	40°	0°	20°	40°	0°	20°	40°	
26	8.1															26
28	8.1															28
30	8.1															30
32	8.1															32
34	8															34
36	7.8															36
38	7.6															38
40	7.5															40
45	7.1	6.7		6												45
50	6.7	6.7		5.9			5.6			4.6						50
55	6.4	6.6		5.7			5.5			4.6						55
60	6	6.3	6.7	5.6			5.3			4.6						60
65	5.7	5.9	6.3	5.4	5.1		5.2			4.6			3.2			65
70	5.3	5.6	6	5.2	5.1		5	4.8		4.6	4.4		3.2	3.5		70
75	5.1	5.3	5.6	5	4.9		4.8	4.7		4.6	4.4		3.2	3.5		75
80	4.8	5.1	5.3	4.9	4.7		4.6	4.6		4.4	4.4		3.2	3.5		80
85	4.5	4.7	4.9	4.7	4.5	4.4	4.5	4.4	4.2	4.2	4.2	4	3.1	3.5		85
90	4.3	4.5	4.7	4.5	4.3	4.2	4.3	4.3	4.2	4.1	4	4	2.9	3.5	3	90
95	4.2	4.3	4.4	4.3	4.1	4.1	4.1	4.1	4.1	4	3.9	3.8	2.7	3.4	3	95
100	4.1	4.1	4.2	4.2	3.9	3.9	3.9	3.9	3.9	3.9	3.7	3.7	2.6	3.2	3	100
105	4	4	3.9	4	3.7	3.7	3.8	3.7	3.7	3.7	3.7	3.5	2.6	3.1	2.8	105
110	3.6	3.8	3.8	3.8	3.6	3.6	3.7	3.6	3.5	3.6	3.5	3.5	2.5	3	2.8	110
115	3.5	3.6	3.5	3.6	3.4	3.5	3.6	3.4	3.4	3.4	3.5	3.4	2.4	2.9	2.8	115
120	3.4	3.4	3.1	3.4	3.3	3.4	3.4	3.3	3.3	3.3	3.4	3.2	2.4	2.8	2.8	120
125	3.2	3.2	2.8	3.3	3.2	3.3	3.3	3.2	3.2	3.2	3.3	3	2.3	2.6	2.7	125
130	2.9	2.9		3.1	3.1	3.1	3.1	3.1	3.1	3.1	3.2	3	2.2	2.4	2.6	130
135				3	2.9	2.9	3	2.9	3	2.9	3	2.9	2	2.3	2.4	135
140				2.9	2.8	2.8	3	2.8	2.9	2.8	2.9	2.8	1.9	2.2	2.3	140
145				2.8	2.8	2.8	2.8	2.8	2.8	2.8	2.8	2.8	1.9	2.2	2.3	145
150				2.6	2.8	2.8	2.6	2.8	2.8	2.6	2.8	2.8	1.9	2.1	2.3	150
155				2.6	2.7	2.8	2.6	2.8	2.8	2.6	2.8	2.7	1.9	1.9	2.3	155
160				2.5	2.6	2.7	2.6	2.7	2.7	2.6	2.7	2.7		1.9	2.2	160
165				2.4	2.5	2.6	2.6	2.6	2.6	2.6	2.6	2.6			2.1	165
170				2.3	2.4	2.5	2.6	2.5	2.5	2.5	2.5	2.5			2	170
175				2.3	2.3	2.4	2.5	2.4	2.4	2.4	2.4	2.4			2	175
180				2.3	2.3	2.3	2.5	2.3	2.4	2.2	2.3	2.4			1.8	180
185				2.3	2.2	2.3	2.4	2.2	2.3	2	2.2	2.3				185
190				2.3	2.1	2.3	2.3	2.1	2.2	1.7	2.1	2.3				190
195				2.3	2.1	2.1	2.1	2.1	2.2		1.9	2.1				195
200				2.2	2	2	1.9	2.1	2.1			1.9				200
205				2.1	1.9			1.9	2							205
210					1.9											210
215					1.8											215

t_206_94401_00_000



Lifting capacities Forces de levage

TK

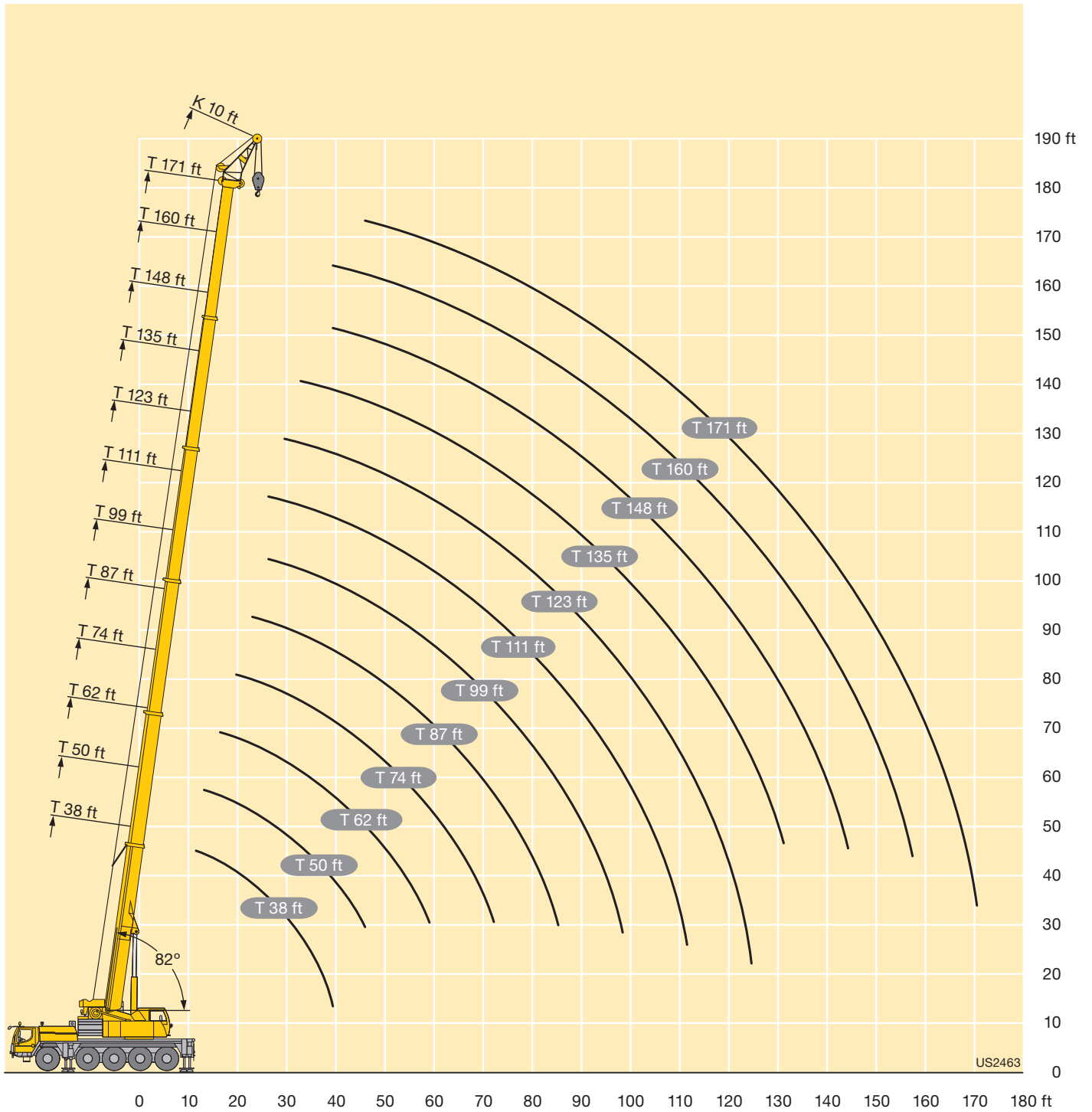


ft	10 ft											ft	
	38 ft	50 ft	62 ft	74 ft	87 ft	99 ft	111 ft	123 ft	135 ft	148 ft	160 ft		171 ft
11	76.3												11
12	76.3												12
13	76.3	76.3											13
14	76.3	76.3											14
15	76.3	76.3											15
16	76.3	76.3	76.3										16
17	76.3	76.3	76.3										17
18	76.3	76.3	76.3	76.3									18
20	76.3	76.3	76.3	76.3									20
22	76.3	76.3	76.3	76.3	76.3								22
24	76.2	76.3	76.3	76.3	76.3								24
26	76.2	76.3	76.3	76.3	76.3	70.2	59.9						26
28	74.4	76.3	76.3	76.3	76.3	67.2	58.2	50.2					28
30	72.2	75.9	75.8	75.7	75.7	64.1	56.4	49.4					30
32	69.8	74.3	73.8	73.2	73.1	61.2	54.5	47.6	41				32
34	66.2	71	70.3	69.4	69.5	58.5	52.5	45.9	40				34
36	62	66.5	65.7	64.9	65.3	56.1	50.5	44.2	38.8				36
38		62	61.2	60.4	61	53.6	48.5	42.5	37.5	32.2	26.2		38
40		57.9	57	56.3	57	51.4	46.5	40.9	36.3	31.7	25.9		40
45		49.6	48.8	48.2	48.7	46.9	42.4	37.4	33.4	29.6	24.7	19.6	45
50			42.2	41.7	43	42.2	38.7	34.3	30.8	27.6	23.5	18.9	50
55				37.1	38.2	37.5	35.4	31.5	28.4	25.6	22.3	18	55
60				34.1	33.7	32.9	32.3	29	26.2	23.8	21.1	17.2	60
65				30.4	30	29.1	28.7	26.8	24.3	22.1	20	16.4	65
70					26.8	26.1	25.6	24.7	22.5	20.5	18.9	15.7	70
75					24.1	23.4	23.3	22.6	20.9	19.1	17.7	15	75
80					21.6	21.1	21.4	20.6	19.4	17.9	16.6	14.4	80
85						19.6	19.3	18.5	18	16.7	15.6	13.9	85
90						18.2	17.5	16.7	16.8	15.6	14.6	13.4	90
95							15.9	15.5	15.5	14.6	13.8	12.8	95
100							14.6	14.6	14.2	13.8	13	12.2	100
105							13.6	13.5	13.2	13	12.2	11.6	105
110								12.5	12.4	12.2	11.6	11	110
115								11.6	11.5	11.4	10.8	10.4	115
120									10.7	10.5	9.9	9.8	120
125									10	9.7	9.2	9.1	125
130									9.4	9.1	8.5	8.4	130
135										8.4	7.8	7.8	135
140											7.2	7.2	140
145											6.6	6.6	145
150											6	6	150
155												5.4	155
160												4.8	160
165												4.3	165

t_206_80001_00_000

Lifting heights Hauteurs de levage

TK



Equipment Equipment

Crane carrier

Frame	Self-manufactured, torsion-resistant box-type design of high-tensile fine grained structural steel.
Outriggers	4-point supporting system, hydraulically telescopic into horizontal and vertical direction. Operation with remote control, automatic support leveling, electronic inclination display
Engine	6-cylinder Diesel, make Liebherr, type D846 A7, watercooled, output 370 kW (503 h.p.) at 1900 rpm, max. torque 1725 lbs-ft at 1200 rpm – 1500 rpm. Exhaust emissions acc. to 97/68/EG stage 3 and EPA/CARB Tier 3. Fuel reservoir: 130 gallons.
Transmission	ZF 12-speed gear box with automatic control system AS-TRONIC. ZF-intarder fitted directly to the gear. Two-stage transfer case with lockable transfer differential.
Axles	Low maintenance carrier axles, all 5 axles steered. Axle 2, 4 and 5 are equipped with planetary gears, all driven axles with transverse differential locks, axle 4 with longitudinal differential lock.
Suspension	All axles are mounted on hydropneumatic suspension and are lockable hydraulically.
Tyres	10 tyres, size: 445/95 R 25 (16.00 R 25).
Steering	2-circuit system with hydraulic servo steering. Active speed depending rear axle steering, special steering programs for various driving situations.
Brakes	Service brake: Dual circuit, all-wheel servo-air brake. Parking brake: Spring brake actuator acting on all the wheels of axles 1, 2, 3 and 4. Sustained-action brakes: Engine brake as exhaust retarder with Liebherr additional brake system ZBS. Intarder on gear. Brakes according to EG directives 71/320 EWG resp. 70/311 EWG.
Driving cab	Spacious and comfortable sheet steel cab mounted on rubber shock absorbers, safety glass windows.
Electrical system	Modern data bus technique, 24 Volt DC, 2 batteries of 170 Ah each.

Crane superstructure

Frame	Liebherr-manufactured, torsionally rigid steel construction made from high-tensile fine-grain steel. Triple-roller slewing rim.
Crane engine	4-cylinder Diesel, make Liebherr, type D934S A6, watercooled, output 129 kW (175 h.p.) at 1800 rpm, max. torque 678 ft-lbs at 1100 rpm – 1500 rpm. Exhaust emissions acc. to 97/68/EG stage 3 and EPA/CARB Tier 3. Fuel reservoir: 68 gallons.
Crane drive	Diesel-hydraulic by 1 axial piston variable displacement twin pump with servo control and power regulation.
Control	Electric „Load Sensing“ control, simultaneous operation of 4 working motions, 2 self-centering hand control levers (joy-stick type).
Hoist gear	Axial piston fixed displacement motor, Liebherr hoist drum with integrated planetary gear and spring-loaded static brake.
Luffing gear	1 differential ram with pilot-controlled brake valve.
Slewing gear	Axial piston fixed displacement motor, planetary gear, spring-loaded static brake.
Crane cab	All-steel construction, entirely galvanized, powder coated, with safety glazing, operating and control instruments, comfortably equipped, cab tiltable backwards.
Safety devices	LICCON2 safe load indicator, test system hoist limit switch, safety valves to prevent pipe and hose ruptures.
Telescopic boom	1 base section and 5 telescopic sections. All telescopic sections extendable individually by means of the rapid-cycle telescoping system TELEMATIK. Boom length 38 ft – 171 ft.
Counterweight	33100 lbs basic counterweight.
Electrical system	Modern data bus technique, 24 Volt DC, 2 batteries of 170 Ah each.

Additional equipment

Swing-away jib	35 ft – 62 ft long, mountable to the telescopic boom at 0°, 20° or 40°. Hydraulic ram for operating the swing-away jib from 0° – 40° (option).
Erection jib	10 ft
Telescopic boom extension	23 ft – 46 ft long lattice section, thus 23 ft – 46 ft higher pinning point for swing-away jib.
2nd hoist gear	For two-hook operation or for operation with swing-away jib if the hoist rope shall remain reeved.
Additional counterweight	44100 lbs for a total counterweight of 77200 lbs.
Tyres	10 tyres, size 525/80 R 25 (20.5 R 25).
Drive 10 x 8	Additional drive of the 1 st axle.

Other item of equipment available on request.

Equipment Équipement

Châssis porteur

Châssis	Châssis résistant à la torsion de fabrication Liebherr, en acier à grains fins très résistant.
Stabilisateurs	Dispositif de calage horizontal et vertical en 4 points, entièrement déployable hydrauliquement. Utilisation avec commande à distance, mise à niveau automatique du calage, inclinomètre électronique.
Moteur	Moteur diesel, 6 cylindres, fabriqué par Liebherr, de type D846 A7, à refroidissement par eau, de 370 kW (503 ch) à 1900 rpm, couple max. 1725 lbs-ft à 1200 rpm – 1500 rpm. Emissions des gaz d'échappement conformes aux directives 97/68/EG partie 3 et EPA/CARB Tier 3. Capacité du réservoir à carburant: 130 gallons.
Boîte de vitesse	Boîte de vitesses ZF à 12 rapports, mécanisme automatisé à commande AS-TRONIC. Ralentisseur hydrodynamique ZF directement accouplé à la boîte. Boîte de transfert à 2 étages avec blocage de différentiel.
Essieux	Essieux nécessitant peu d'entretien, les 5 essieux sont directeurs. Les essieux 2, 4 et 5 sont des essieux planétaires, tous les essieux moteurs avec différentiel transversal et l'essieu 4 avec différentiel longitudinal.
Suspension	Suspension hydropneumatique sur tous les essieux. Chaque essieu peut être bloqué hydrauliquement.
Pneumatiques	10 pneus de taille: 445/95 R 25 (16.00 R 25).
Direction	2 circuits avec direction assistée hydraulique. Direction active des essieux arrière et dépendante de la vitesse, programmes de direction spéciaux pour les différents modes de déplacement.
Freins	Frein de service: servofrein pneumatique pour toutes les roues, à 2 circuits. Frein à main: accumulateur à ressort agissant sur les roues des essieux 1, 2, 3 et 4. Freins continus: frein moteur par clapet sur échappement avec système de ralentissement Liebherr ZBS. Ralentisseur accouplé à la boîte de vitesses. Freins conformes aux directives européennes 71/320 CE resp. 70/311 CE.
Cabine	Cabine spacieuse, en tôle d'acier, équipée «grand confort», suspendue sur silent blocs, vitrage de sécurité.
Installation électrique	Technique moderne de transmission de données par BUS de données, courant continu 24 Volts, 2 batteries de 170 Ah chacune.

Partie tournante

Châssis	Fabrication Liebherr, construction soudée indéformable, en acier à grain fin haute résistance. Couronne d'orientation à triple rangée de rouleaux.
----------------	--

Moteur	Moteur diesel Liebherr, 4 cylindres, de type D934S A6, à refroidissement par eau, de 129 kW (175 ch) à 1800 rpm, couple max. 678 ft-lbs à 1100 rpm – 1500 rpm. Emissions des gaz d'échappement conformes aux directives 97/68/EG partie 3 et EPA/CARB Tier 3. Capacité du réservoir à carburant : 68 gallons.
Entraînement	Diesel-hydraulique avec 1 double pompe à débit variable à pistons axiaux avec servo-commande et régulation de puissance.
Direction	Direction électrique "Load Sensing", 4 mouvements de travail dirigeable simultanément, deux leviers de commande à 4 positions et à autocentrage.
Mécanisme de levage	Moteur à cylindrée constante et à pistons axiaux. Treuil de marque Liebherr équipé d'un engrenage planétaire et d'un frein d'arrêt commandé par ressort.
Mécanisme de relevage	1 vérin différentiel avec clapet de frein commandé.
Dispositif de rotation	Moteur à cylindrée constante à pistons axiaux, engrenage planétaire, frein d'arrêt commandé par ressort.
Cabine du grutier	Construction en tôle d'acier entièrement zinguée avec peinture par poudrage et cuisson au four, avec glaces de sécurité, appareils de commande et de contrôle, équipement confortable, cabine inclinable vers l'arrière.
Dispositif de sécurité	Contrôleur de charge "LICCON2", système test limitation de la course pour le levage, soupape de sûreté contre la rupture de tubes et de tuyaux.
Flèche télescopique	Un élément de base et de 5 télescopes. Chaque partie peut être télescopée individuellement à l'aide du système de télescopage séquentiel rapide TELEMATIK. Longueur de flèche: 38 ft – 171 ft.
Contrepoids	Contrepoids principal de 33100 lbs.
Installation électrique	Technique moderne de transmission de données par BUS de données. Courant continu 24 Volts, 2 batteries de 170 Ah chacune.

Équipement supplémentaire

Fléchette pliante	Longueur: 35 ft – 62 ft, montable sous un angle de 0°, 20° ou 40°. Vérin hydraulique pour le relevage de la fléchette pliante de 0° à 40° (en option).
Fléchette de montage	10 ft
Rallonge flèche télescopique	Élément en treillis de 23 ft – 46 ft, de cette manière point d'articulation plus haute de 23 ft – 46 ft pour la flèche pliante.
2ème mécanisme de levage	Pour l'utilisation du deuxième crochet, ou bien pour une utilisation avec fléchette pliante lorsque le câble de levage principal rest mouffé.
Contrepoids supplémentaire	44100 lbs pour un contrepoids total de 77200 lbs.
Pneumatiques	10 pneus. Taille: 525/80 R 25 (20.5 R 25).
Entraînement 10 x 8	Essieu 1 est entraîné additionnellement.

Autres équipements supplémentaires sur demande.

Remarks referring to load charts

1. The lifting capacities do not exceed 85 % of the tipping load according to ASME B 30.5.
The crane's structural steelwork is in accordance with EN 13000 and ASME B 30.5.
2. For the calculation of the load charts at least a wind speed of 23 ft/s (7 m/s, 15.7 mph) and regarding the load a sail area of 1 m² per ton load and a wind resistance coefficient of 1.2 on the load have been taken into account. For lifting of loads with large sail areas and/or high wind resistance coefficients the maximum wind speed as stated in the load charts has to be reduced.
3. Lifting capacities are given in kips.
4. The weight of the hook blocks and hooks must be deducted from the lifting capacities.
5. Working radii are measured from the slewing centreline.
6. The lifting capacities given for the telescopic boom only apply if the folding jib is taken off.
7. Lifting capacities above 182100 lbs / 215400 lbs only with additional pulley block/special equipment.
8. The data of this brochure serves only for general information. All information is provided without warranty. Instructions for the correct commissioning of the crane please take from the operation manual and the load chart book.

Remarques relatives aux tableaux des charges

1. La capacité de charge ne doit pas dépasser 85 % de la charge de basculement conformément à ASME B 30.5.
La structure métallique de la grue est conforme à EN 13000 et ASME B 30.5.
2. Une vitesse de vent de 23 ft/s (7 m/s, 15.7 mph) minimum, une surface de prise au vent de 1 m² par tonne ainsi qu'un coefficient de résistance au vent de la charge 1,2 sont pris en compte pour le calcul des tableaux de charge. Lorsque des charges ayant une surface de prise au vent et/ou un coefficient de résistance au vent plus élevé(e)s sont levées, la vitesse de vent maximale indiquée dans les tableaux de charge doit être réduite.
3. Les forces de levage sont données en kips.
4. Les poids des moufles et crochets doit être soustrait des charges indiquées.
5. Les portées sont calculées à partir de l'axe de rotation.
6. Les forces indiquées pour la flèche télescopique s'entendent fléchette déployable déposée.
7. Forces de levage plus de 182100 lbs / 215400 lbs seulement avec moufle additionnel/équipement supplémentaire.
8. Les données de cette brochure sont données à titre informatif. Ces renseignements sont sans garantie. Les consignes relatives à la bonne mise en service de la grue sont disponibles dans le manuel d'utilisation et le manuel de tableaux de charge.