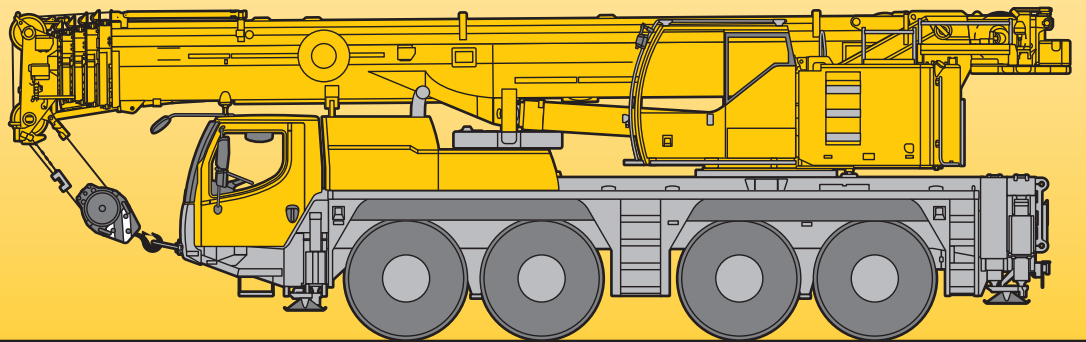


Mobile Crane Grue mobile

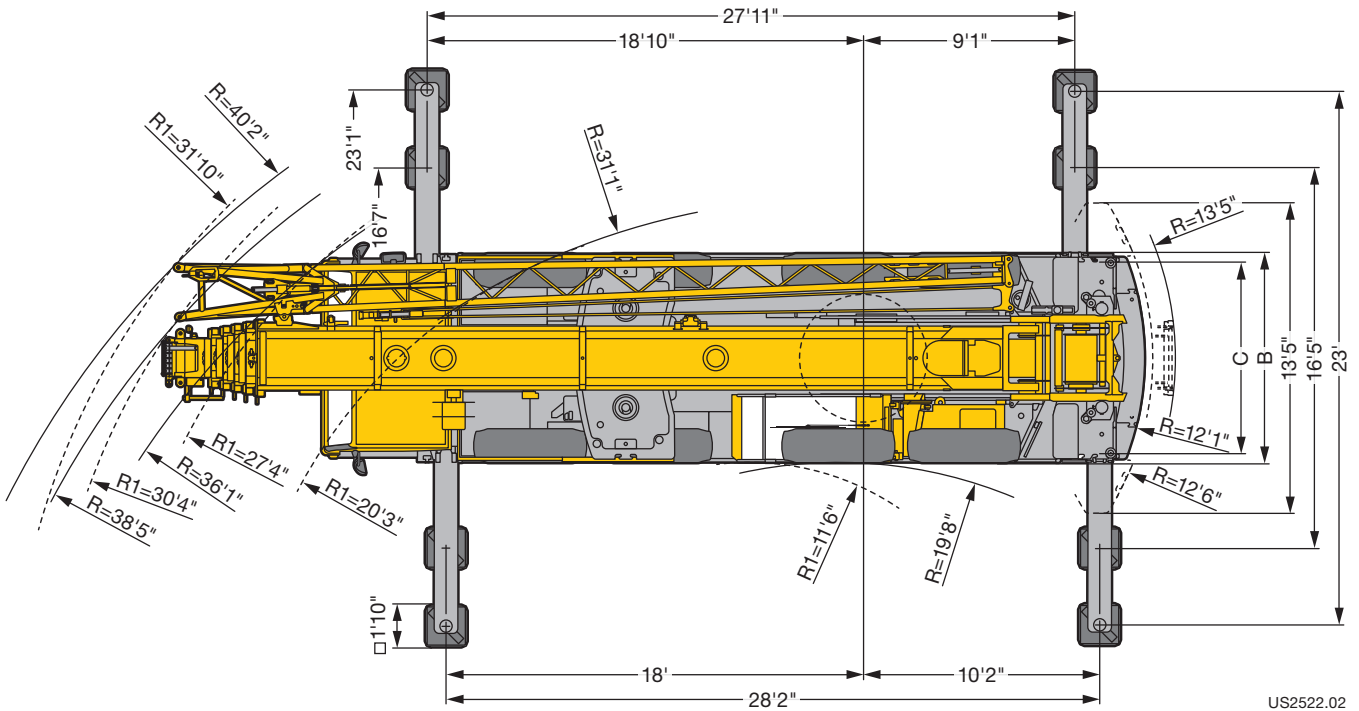
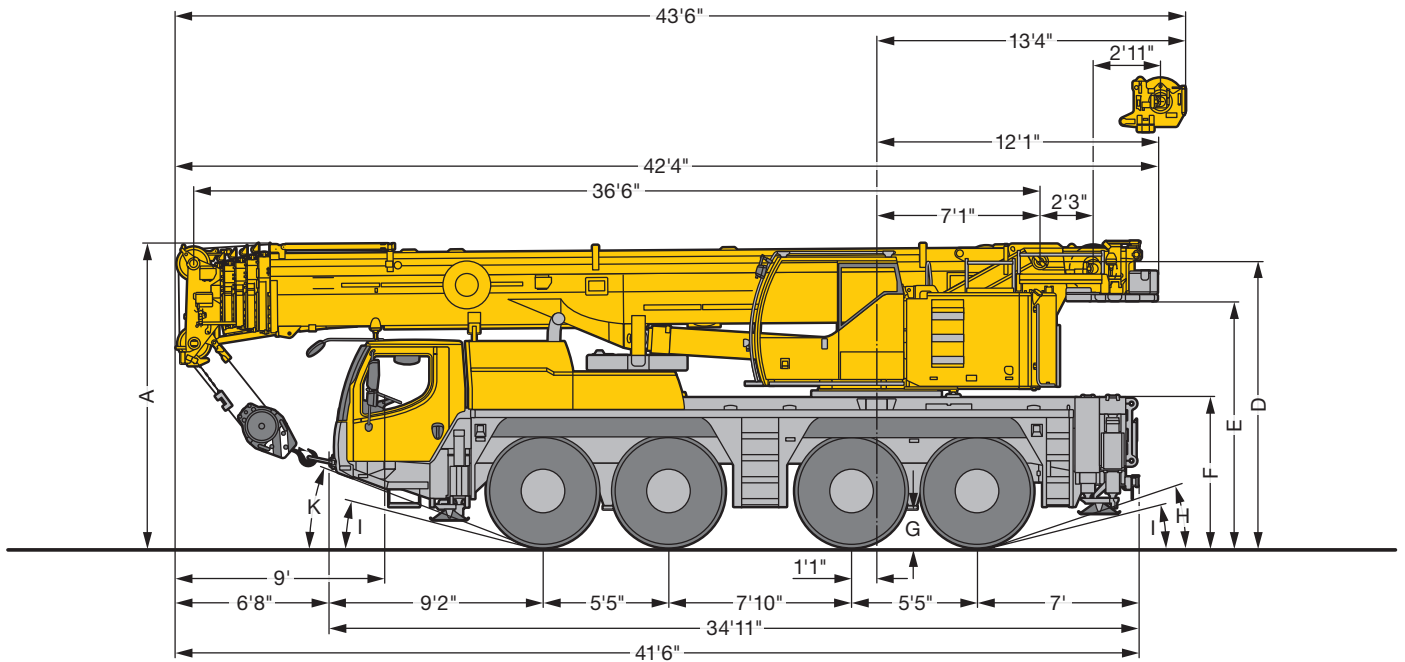
LTM 1090-4.1

Technical Data Caractéristiques techniques




LIEBHERR

Dimensions Encombrement



US2522.02

R_i = All-wheel steering / Direction toutes roues * optional - en option

	Dimensions / Encombrement										
	A	A	B	C	D	E	F	G	H	I	K
445/95 R 25 (16.00 R 25)	13'	12'8"	9'	7'7"	12'2"	10'6"	6'4"	1'5"	17°	13°	20°
525/80 R 25 (20.5 R 25)	13'	12'8"	9'9"	8'	12'2"	10'6"	6'4"	1'5"	17°	13°	20°

* lowered / abaissé

Weights Poids



Axle Essieu lbs	1	2	3	4	Total weight lbs Poids total lbs
	26400	26400	26400	26400	105600 ¹⁾

¹⁾ with 14800 lbs counterweight / avec contrepoids 14800 lbs



Load kips Forces de levage kips	No. of sheaves Poulies	No. of lines Brins	Weight lbs Poids lbs
176.3	7	14	1100
128.7	5	10	1100
84.4	3	7	992
35.3	1	3	606
12.5	–	1	309

Working speeds Vitesses




		1	2	3	4	5	6	7	8	9	10	11	12	R 1	R 2	
445/95 R 25 (16.00 R 25)	mph	3.5	4.5	5.8	7.5	9.5	12.2	16	20.6	26.5	34	43.2	50	3.8	4.9	53.1 %
525/80 R 25 (20.5 R 25)		1.6	2.1	2.6	3.4	4.3	5.5	7.2	9.3	11.9	15.4	19.5	25	1.7	2.2	61.7 %



Drive Mécanismes	infinitely variable en continu	Rope diameter / Rope length Diamètre du câble / Longueur du câble	Max. single line pull Effort au brin maxi.
	0 – 410 ft/min single line ft/min au brin simple	0.67" / 853 ft	12800 lbs
	0 – 410 ft/min single line ft/min au brin simple	0.67" / 853 ft	12800 lbs
	0 – 1.7 rpm		
	approx. 50 seconds to reach 83° boom angle env. 50 s jusqu'à 83°		
	approx. 330 seconds for boom extension from 36 ft – 164 ft env. 330 s pour passer de 36 ft – 164 ft		

Lifting capacities Forces de levage

T

36 - 164 ft  46300 lbs **85%**






ft	ft												ft	
	36 ft	48 ft	60 ft	72 ft	83 ft	95 ft	107 ft	119 ft	130 ft	142 ft	154 ft	164 ft		
10	218.3	139.5	139.5	139.5	118									10
11	202.9	139.5	139.5	137.9	118	95.8								11
12	146.4	139.5	138	132.8	118	95.8								12
13	140.3	139.2	132.5	126.7	118	95.8	82.7							13
14	134.7	132.4	127.5	121.2	116.7	95.8	82.2							14
15	129.6	126.1	122.7	116.7	113.4	95.8	81.6							15
16	124.9	120.5	118.1	113	108.8	95.8	81	61.2						16
17	120.5	115.2	113.7	108.8	104.5	95.7	80.3	61.2						17
18	116.3	110.3	109.9	105	100.7	95.2	79.5	61.2	37.3					18
19	112.4	105.7	105.9	102.4	97.1	93.8	78.8	61.2	53.4					19
20	108.8	101.3	101.8	99	94.7	91.7	77.8	61.2	53.3					20
22	101.2	93.2	94.2	93	89.6	86.2	75.7	61.2	52.9	42.6				22
24	91.8	85.1	86.4	87	84.3	81	73.7	60.7	52.2	42.5	25			24
26	83.3	77.8	79.2	79.8	78.5	74.9	71.3	58.6	51.3	42.2	34			26
28	76	71.5	72.9	73.5	71.7	70.3	66.4	56.1	49.8	41.6	33.8	25		28
30			67.4	68.1	65.5	64.3	61.1	53.5	48	40.7	33.5	25	21.8	30
32			62.4	62.9	60.1	59.4	56.3	51	46.2	39.6	32.9	25	21.8	32
34			57.7	58	57	55	52.2	48.6	44.4	38.4	32.1	25	21.8	34
36			53.7	53.8	53.3	51.1	48.6	46.1	42.5	37.1	31.3	25	21.8	36
38			50.1	50.1	49.8	47.7	45.3	43.1	40.7	36	30.5	24.9	21.6	38
40			47.1	46.9	46.6	44.6	42.4	40.7	38.9	34.8	29.6	24.5	21.3	40
45				40.4	40.1	38.3	36.4	35.3	33.5	32	27.6	23.3	20.5	45
50				34.5	34.8	33.4	31.7	30.7	29.5	28.8	25.7	22	19.5	50
55					30.1	29.4	28	28.1	26.6	25.3	24.1	20.8	18.4	55
60					26.4	26.1	24.9	25.1	23.6	22.3	22.2	19.6	17.4	60
65						23	23.3	22.4	21.1	20.6	20	18.5	16.4	65
70						20.5	21.4	20.3	18.9	19.1	18	17.5	15.5	70
75						18.9	19.1	18.4	17.7	17.2	16.2	16.4	14.7	75
80							17.3	16.7	16.7	15.6	15.3	15	13.9	80
85							15.7	15.4	15.2	14.7	14.4	13.6	13.2	85
90								14	13.8	13.8	13.3	12.4	12.2	90
95								13.3	12.5	12.5	12.2	11.3	11.2	95
100									11.6	11.3	11.1	10.3	10.2	100
105									11	10.4	10.1	9.4	9.3	105
110									10.1	9.5	9.1	8.5	8.5	110
115										8.8	8.4	7.8	7.7	115
120										8.1	7.7	7.1	7	120
125											7.1	6.4	6.4	125
130											6.5	5.8	5.8	130
135											5.9	5.2	5.2	135
140												4.7	4.7	140
145												4.2	4.2	145
150													3.7	150
155													3.3	155

* over rear / en arrière

t_207_50001_00_000 / 50301_00_000

Lifting capacities Forces de levage






T

    													
ft	36 ft	48 ft	60 ft	72 ft	83 ft	95 ft	107 ft	119 ft	130 ft	142 ft	154 ft	164 ft	ft
10	139.5	139.5	139.5	118									10
11	139.5	139.5	137.9	118	95.8								11
12	139.5	138	132.8	118	95.8								12
13	138.6	132.5	126.7	118	95.8	82.7							13
14	131.8	127.5	121.2	116.7	95.8	82.2							14
15	125.6	122.7	116.7	113.4	95.8	81.6							15
16	119.9	118.1	113	108.8	95.8	81	61.2						16
17	114.6	113.7	108.8	104.5	95.7	80.3	61.2						17
18	109.4	109.6	105	100.7	95.2	79.5	61.2	37.3					18
19	104.7	105.3	102.4	97.1	93.8	78.8	61.2	53.4					19
20	100.1	100.7	99	94.7	91.7	77.8	61.2	53.3					20
22	90.6	92	92.4	88	83.5	75.7	61.2	52.9	42.6				22
24	82.3	83.6	83.8	79.6	77	72.6	60.7	52.2	42.5	25			24
26	75.2	76.6	75.1	71.5	70	65.8	58.6	51.3	42.2	34			26
28	68.7	70.3	68	65.8	63.6	60	55.9	49.8	41.6	33.8	25		28
30		64.3	61.9	61	58.1	55.1	52.1	48	40.7	33.5	25	21.8	30
32		58.8	56.7	56.1	53.6	50.7	48	45.8	39.6	32.9	25	21.8	32
34		54.2	52.2	51.8	49.6	46.9	45.1	42.9	38.4	32.1	25	21.8	34
36		49.7	49.3	48.1	46	43.6	42.1	39.9	37.1	31.3	25	21.8	36
38		46	46.3	44.8	42.9	40.6	39.4	37.3	36	30.5	24.9	21.6	38
40		42.4	43.4	41.9	40.1	38.2	36.8	35	34.2	29.6	24.5	21.3	40
45			36.5	36	34.3	32.8	32.5	31	29.3	27.6	23.3	20.5	45
50			31	31.2	29.8	29.3	28.5	26.9	25.7	25.4	22	19.5	50
55				26.9	26.2	26.4	25	23.5	23.4	22.3	20.8	18.4	55
60				23.5	23.2	23.5	22.2	21.4	20.9	19.7	19.5	17.4	60
65					21	21.1	20.3	19.8	18.6	18.4	17.8	16.4	65
70					19.3	18.9	18.3	17.8	17.3	16.9	15.9	15.4	70
75					17.4	16.8	16.5	16	15.7	15.2	14.2	14	75
80						15	15.3	14.5	14.4	13.8	12.8	12.6	80
85						13.5	13.9	13.7	13.1	12.5	11.5	11.3	85
90							12.6	12.4	11.8	11.3	10.4	10.2	90
95							11.3	11.2	10.6	10.2	9.4	9.2	95
100								10.2	9.6	9.2	8.5	8.3	100
105								9.2	8.7	8.4	7.7	7.5	105
110								8.5	7.9	7.6	6.9	6.8	110
115									7.3	6.9	6.3	6.1	115
120									6.6	6.3	5.6	5.5	120
125										5.6	5	5	125
130										5.1	4.4	4.4	130
135										4.6	3.8	3.9	135
140											3.4	3.4	140
145											2.9	2.9	145
150												2.5	150
155												2.1	155

t_207_50306_00_000

Lifting capacities Forces de levage






T

    													
ft	36 ft	48 ft	60 ft	72 ft	83 ft	95 ft	107 ft	119 ft	130 ft	142 ft	154 ft	164 ft	ft
10	139.5	139.5	139.5	118									10
11	139.5	139.5	137.9	118	95.8								11
12	139.2	138	132.8	118	95.8								12
13	136.9	132.5	126.7	118	95.8	82.7							13
14	129.8	127.5	121.2	115.6	95.8	82.2							14
15	123.2	122.7	116.2	109.2	95.4	81.6							15
16	116.3	116.2	109.1	99.2	92.3	81	61.2						16
17	109.2	107.7	101.9	93.7	86.5	79.9	61.2						17
18	102.7	99.3	93.5	86.6	82.7	76.8	61.2	37.3					18
19	96.8	91.8	86.3	81.7	77.1	71.6	61.2	53.4					19
20	89.7	84.6	79.9	77	72.1	67.1	61.2	53.3					20
22	77.1	73.3	71	67.8	63.5	59.3	56.3	51.5	42.6				22
24	67.3	64.2	62.9	60.2	56.7	53.3	50.5	47.5	42.5	25			24
26	59.6	58	56.3	54	51.1	48.9	46.2	44.2	41.3	34			26
28	52.7	52.1	50.8	48.8	46.3	44.7	42.9	40.2	37.6	33.8	25		28
30		47	46.1	44.4	42.1	40.8	39.1	36.6	35.8	33.1	25	21.8	30
32		42.8	42.1	40.5	38.7	38.1	35.8	34.3	32.9	30.9	25	21.8	32
34		39.1	38.4	37	35.5	35	33.3	31.9	30.3	28.5	25	21.8	34
36		35.9	35.3	34	33.6	32.4	31	29.9	28.5	26.3	25	21.8	36
38		32.6	32.6	31.4	31.5	29.9	28.8	27.8	26.9	24.9	24.2	21.6	38
40		29.7	30.2	29.1	29.3	27.8	27.2	26	25.3	24.2	22.8	21.3	40
45			25.3	25.1	24.7	23.4	23.4	22.7	21.5	20.5	19.2	18.8	45
50			21.1	21.9	21.1	21	20.2	19.5	18.4	17.6	16.4	16	50
55				18.9	18.3	18.2	17.5	16.9	15.9	15.2	14.1	13.8	55
60				16.2	16	16	15.3	14.8	13.8	13.2	12.1	11.9	60
65					14	14.1	13.5	13	12.1	11.5	10.5	10.3	65
70					12.2	12.4	11.9	11.5	10.6	10.1	9.1	8.9	70
75					10.7	10.8	10.5	10.2	9.3	8.8	7.9	7.7	75
80						9.5	9.2	9	8.2	7.7	6.8	6.7	80
85						8.5	8.2	8	7.3	6.8	5.9	5.8	85
90							7.3	7.1	6.4	5.9	5	5	90
95							6.5	6.3	5.7	5.2	4.3	4.2	95
100								5.6	5	4.5	3.7	3.6	100
105								4.9	4.3	3.9	3.1	3	105
110								4.3	3.7	3.4	2.6	2.5	110
115									3.2	2.8	2	1.9	115
120									2.7	2.3			120
125										1.8			125
130													130

t_207_50326_00_000

Lifting capacities Forces de levage

T








	36 ft	48 ft	60 ft	72 ft	83 ft	95 ft	107 ft	119 ft	130 ft	142 ft	154 ft	164 ft	
10	139.5	139.5	139.5	118									10
11	139.5	139.5	137.9	118	95.8								11
12	139.2	138	132.8	118	95.8								12
13	136.6	132.5	126.7	118	95.8	82.7							13
14	129.3	127.5	120.6	113	95.8	82.2							14
15	122.7	121.9	113.6	103.7	95	81.6							15
16	114.8	113.6	104.1	94.8	88.6	80.7	61.2						16
17	107.7	103.6	96.9	89.1	82.5	77.2	61.2						17
18	101.2	95	88.9	83.6	78.8	72.9	61.2	37.3					18
19	92.4	87.1	82	78.6	73.3	67.9	60.6	53.4					19
20	85	80.3	76.8	73.2	68.5	63.7	59.7	53.3					20
22	73	69.4	67.7	64.4	60.3	56.6	53.4	49.8	42.6				22
24	63.6	61.7	59.7	57.1	53.7	51.6	48.3	46	41.6	25			24
26	56.3	54.9	53.4	51.2	48.4	46.5	44.5	41.6	38.8	34			26
28	49.8	49.2	48.1	46.1	44	42.6	40.3	37.6	36.7	33.8	25		28
30		44.4	43.5	41.8	39.8	39.2	36.8	35.3	33.5	31.3	25	21.8	30
32		40.1	39.4	37.9	36.9	35.7	34.1	32.5	30.6	28.8	25	21.8	32
34		36.5	35.9	34.6	34.5	32.8	31.4	30.2	29.1	26.4	24.9	21.8	34
36		33.4	33	31.8	31.9	30.2	29.5	27.9	27.2	24.9	24.4	21.8	36
38		30.4	30.3	29.3	29.5	27.9	27.6	26.4	25.3	24.2	22.7	21.6	38
40		27.7	28.2	27.8	27.3	25.9	25.7	24.9	23.6	22.5	21.1	20.5	40
45			23.6	23.9	23	22.8	21.9	21.1	19.9	19	17.7	17.3	45
50			19.6	20.3	19.6	19.5	18.7	18.1	17	16.2	15.1	14.7	50
55				17.5	17.1	16.9	16.2	15.6	14.6	13.9	12.8	12.6	55
60				14.9	14.9	14.8	14.1	13.6	12.7	12.1	11	10.8	60
65					12.9	12.9	12.3	11.9	11	10.4	9.5	9.3	65
70					11.1	11.3	10.9	10.4	9.6	9.1	8.1	8	70
75					9.7	9.8	9.6	9.2	8.4	7.9	7	6.8	75
80						8.6	8.4	8.1	7.4	6.8	6	5.8	80
85						7.7	7.4	7.2	6.5	5.9	5.1	5	85
90							6.6	6.4	5.6	5.1	4.3	4.2	90
95							5.8	5.6	4.9	4.5	3.6	3.5	95
100								4.9	4.3	3.8	3	2.9	100
105								4.2	3.7	3.2	2.4	2.3	105
110								3.7	3.1	2.7	1.8		110
115									2.6	2.2			115
120									2.1				120

t_207_50329_00_000

Lifting capacities Forces de levage

T




	36 ft	48 ft	60 ft	
10	42.8	44	44.2	10
11	39.9	41	41.9	11
12	37.6	38.9	39.7	12
13	34.8	36.6	37.2	13
14	32.7	33.9	34.6	14
15	30.8	32.1	32.7	15
16	29.1	30.3	31.1	16
17	27.5	28.7	29.5	17
18	26	27.3	28.1	18
19	24.6	25.9	26.7	19
20	23.3	24.6	25.4	20
22	21	22.3	23.1	22
24	18.9	20.2	21.1	24
26	17	18.4	19.3	26
28	15.4	16.8	17.7	28
30		15.4	16.2	30
32		14.1	14.9	32
34		13	13.8	34
36		11.8	12.8	36
38		10.8	11.7	38
40		9.9	10.8	40
45			8.9	45
50			7.3	50

0° = over rear / en arrière

t_207_00901_00_000

Lifting heights Hauteurs de levage

T



Lifting capacities Forces de levage

TK



ft	36 ft			83 ft			95 ft			107 ft			119 ft			130 ft			142 ft			154 ft			164 ft			ft				
	34 ft			34 ft			34 ft			34 ft			34 ft			34 ft			34 ft			34 ft			34 ft							
	0°	20°	40°	0°	20°	40°	0°	20°	40°	0°	20°	40°	0°	20°	40°	0°	20°	40°	0°	20°	40°	0°	20°	40°	0°	20°	40°					
12	25																										12					
13	25																											13				
14	25																											14				
15	25	22.3																										15				
16	25	22.3		25																								16				
17	25	22.3		25																								17				
18	25	22.3		25			25																					18				
19	25	22.2		25			25																					19				
20	25	21.9		25			25																					20				
22	25	21.1		25			25			25																		22				
24	24.8	20.3	16.5	25			25			25																		24				
26	23.7	19.6	16.4	25			25			25			24															26				
28	22.5	19	16	25	22.3		25			25			24.1		20.3													28				
30	21.5	18.4	15.7	25	22.2		25	22.3		25			24.1		20.4			17										30				
32	20.4	17.8	15.4	25	21.8		25	21.9		25			23.9		20.5			17.1										32				
34	19.4	17.3	15.1	25	21.3		25	21.4		25	21.1			23.8		20.5			17.1				12.4					34				
36	18.4	16.8	14.8	25	20.8	16.4	25	21		25	20.7			23.6		20.4			17.1				12.4					36				
38	17.5	16.4	14.6	25	20.4	16.2	25	20.6	16.3	25	20.3			23.3	19.7	20.4			17			12.4			10.7			38				
40	16.6	15.8	14.4	25	20	16	25	20.2	16.1	24.9	19.9			23	19.4	20.3	18.3		17	12.6		12.4			10.8			40				
45	14.7	14.4	13.8	24.7	19	15.5	24.7	19.3	15.6	24	19.1	15.6	22.3	18.7	15	19.9	17.7		17	16.3		12.4			10.8			45				
50	13.1	13.3	13	22.9	18.1	15.1	23.6	18.4	15.2	23	18.4	15.2	21.5	18	15	19.4	17.2	14.6	16.7	15.7	12.6	12.4	12.3			10.8	10.9	50				
55	11.8	12.3	12.3	21.3	17.4	14.8	22.3	17.7	14.9	22	17.7	14.8	20.8	17.5	14.7	18.8	16.7	14.4	16.1	15	12.6	12.4	11.9	11.2		10.7	10.5	9.7	55			
60	10.7	11.6	12	19.8	16.7	14.5	21	17	14.6	21	17.1	14.5	20.1	16.9	14.4	18	16.3	14.1	15.4	14.3	12.6	12	11.4	10.7	10.5	10.2	9.7	60				
65				18.3	16	14.2	19.7	16.4	14.3	19.9	16.6	14.3	19.4	16.4	14.2	17.2	15.9	13.9	14.6	13.6	12.5	11.6	10.9	10.3	10.2	9.9	9.5	65				
70				16.9	15.1	13.9	18.4	15.8	14.1	18.6	16	14.1	17.6	16	14	16.3	15.4	13.7	13.8	12.9	12	11.1	10.4	10	9.9	9.5	9.2	70				
75				15.7	14.4	13.5	17.1	15.2	13.8	17	15.5	13.9	15.8	15.5	13.8	15.4	14.7	13.6	13.1	12.3	11.5	10.6	10	9.7	9.5	9.2	8.9	75				
80				14.6	13.7	13	16	14.5	13.5	15.4	14.9	13.7	14.3	14.8	13.6	14	14	13.3	12.4	11.7	11	10.1	9.7	9.3	9.2	8.9	8.7	80				
85				13.6	13.1	12.6	14.8	13.9	13.1	14	14.2	13.3	13.4	13.7	13.4	12.6	13.2	13.1	11.8	11.1	10.6	9.7	9.3	9.1	8.8	8.5	8.4	85				
90				12.7	12.6	12.3	13.7	13.3	12.7	12.8	13.4	13	12.4	12.4	12.9	11.4	12.2	12.5	11.2	10.6	10.2	9.3	9	8.8	8.5	8.2	8.1	90				
95				12	12.1	12.1	12.5	12.6	12.4	11.7	12.3	12.6	11.4	11.6	11.8	10.4	11.1	11.6	10.3	10.2	9.8	9	8.7	8.5	8.2	7.9	7.8	95				
100				11.3	11.7		11.3	11.7	11.9	10.7	11.2	11.6	10.4	10.9	11	9.9	10.1	10.6	9.4	9.8	9.5	8.6	8.4	8.3	7.9	7.7	7.6	100				
105				10.7	11.2		10.3	10.6	10.8	9.7	10.1	10.4	9.5	10	10.3	9.3	9.3	9.6	8.5	9.1	9.2	8.3	8.1	8	7.6	7.4	7.3	105				
110				10.2			9.4	9.6		8.8	9.2	9.3	8.7	9.1	9.4	8.6	8.9	8.8	7.9	8.3	8.8	8	7.8	7.8	7.3	7.2	7.1	110				
115							8.6	8.8		8	8.4	8.5	7.9	8.3	8.5	7.9	8.3	8.4	7.6	7.5	8.1	7.3	7.6	7.5	7.1	6.9	6.9	115				
120							7.9	8		7.3	7.6		7.2	7.6	7.8	7.3	7.7	7.9	7.3	7.2	7.3	6.7	7.1	7.3	6.4	6.7	6.7	120				
125										6.6	6.8		6.5	6.9	7	6.8	7	7.3	6.8	7	7	6.1	6.5	6.8	5.8	6.3	6.5	125				
130												6	6.1		6.2	6.2		6.5	6.5	6.6	6.3	6.6	6.7	5.5	5.9	6.2	5.3	5.7	6	130		
135																6	6		6.1	6.2	6.3	5.8	6.1	6.3	5	5.4	5.6	4.8	5.2	5.5	135	
140																5.8	5.9		5.6	5.9		5.2	5.5	5.7	4.5	4.9	5.1	4.3	4.7	5	140	
145																5.7			5.1	5.4		4.7	5	5.1	4	4.4	4.6	3.9	4.2	4.4	145	
150																		4.7	4.8		4.2	4.5		3.6	3.9	4	3.5	3.8	4	150		
155																		4.3				3.8	4		3.1	3.4	3.5	3	3.3	3.5	155	
160																						3.4	3.5		2.7	3		2.6	2.9	3	160	
165																						3	3.1		2.4	2.5		2.3	2.5		165	
170																									2	2.2		1.9	2.1		170	
175																										1.7	1.8		1.6	1.8		175
180																											1.4			1.4		180

t_207_51101_00_000 / 51201_00_000 / 51301_00_000

Lifting capacities Forces de levage

TK

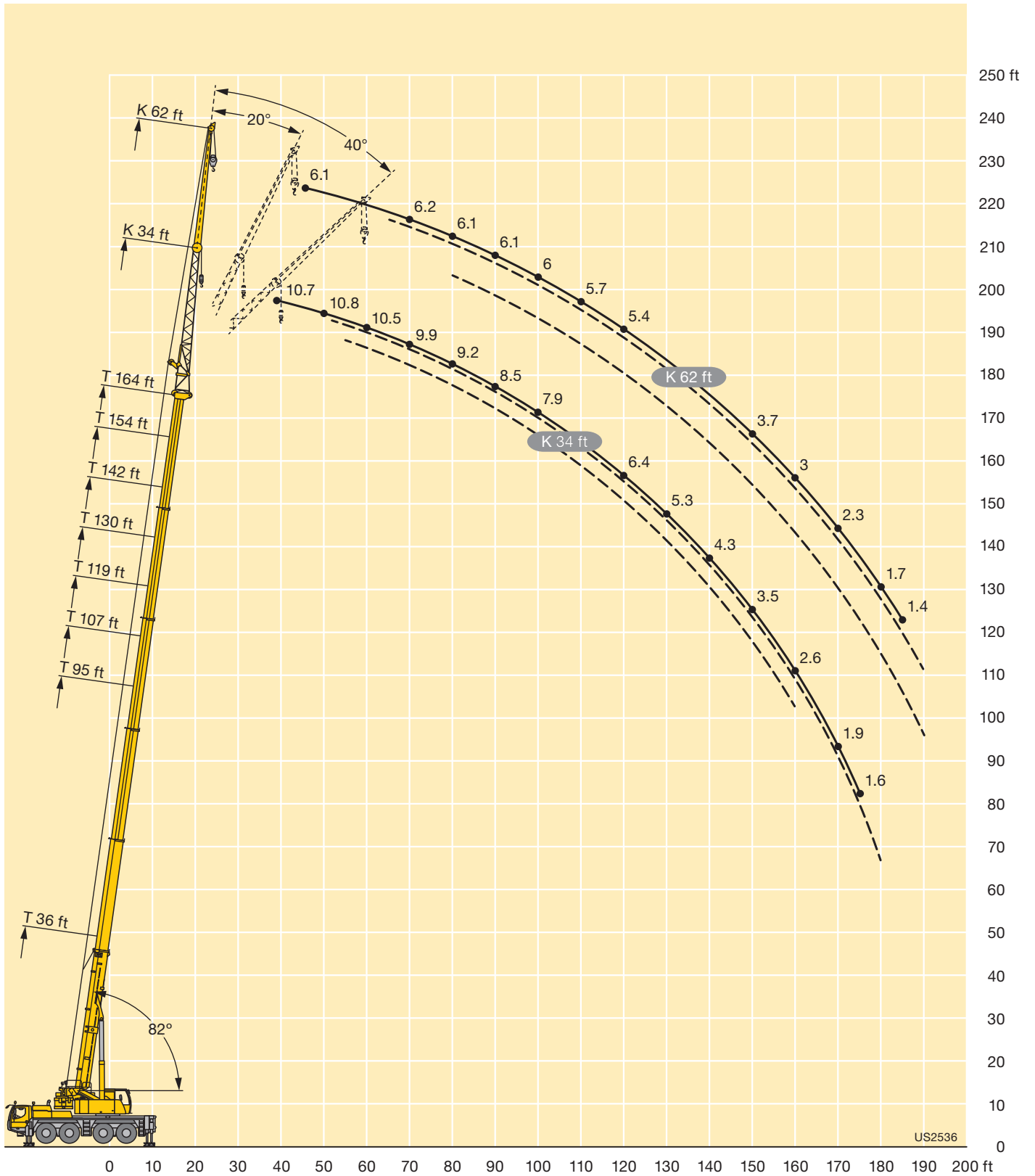


ft	36 ft			95 ft			107 ft			119 ft			130 ft			142 ft			154 ft			164 ft			ft
	62 ft			62 ft			62 ft			62 ft			62 ft			62 ft			62 ft						
	0°	20°	40°	0°	20°	40°	0°	20°	40°	0°	20°	40°	0°	20°	40°	0°	20°	40°	0°	20°	40°	0°	20°	40°	
12	9																							12	
13	9																							13	
14	9.1																							14	
15	9.1																							15	
16	9.1																							16	
17	9.1																							17	
18	9.1																							18	
19	9																							19	
20	9																							20	
22	8.9																							22	
24	8.7																							24	
26	8.6			9.1																				26	
28	8.4			9.1			8.5																	28	
30	8.3	7.3		9.1			8.6																	30	
32	8.2	7.3		9.1			8.6			8.2														32	
34	8	7.3		9.1			8.6			8.3														34	
36	7.9	7.3		9			8.6			8.3		8.3												36	
38	7.8	7.2		9			8.6			8.3		8.3		7.7										38	
40	7.6	7		8.9			8.5			8.3		8.3		7.8		6.8								40	
45	7.3	6.7		8.6	7.3		8.4			8.2		8.3		7.9		6.8				6.1				45	
50	7	6.4	5.8	8.4	7.3		8.2	7		8	7.1		8.2		7.8		6.9			6.2				50	
55	6.7	6.2	5.7	8.2	7.1		8	7.1		7.9	7		8	7.1	7.8	7	6.9			6.2				55	
60	6.2	6	5.6	8	6.9	5.8	7.8	6.9		7.7	6.8		7.8	7	7.6	6.8	6.9	6.5		6.2				60	
65	5.8	5.8	5.5	7.8	6.7	5.8	7.6	6.7	5.8	7.5	6.7		7.7	6.9	7.5	6.7	6.8	6.4		6.2	5.8			65	
70	5.4	5.6	5.4	7.6	6.6	5.8	7.5	6.6	5.8	7.4	6.5	5.6	7.5	6.7	7.3	6.6	6.8	6.3		6.2	5.8			70	
75	5	5.2	5.3	7.3	6.4	5.7	7.3	6.4	5.7	7.2	6.4	5.6	7.4	6.6	7.2	6.5	6.7	6.2	5.3	6.2	5.8			75	
80	4.7	4.9	5.1	7.1	6.2	5.6	7.1	6.2	5.6	7.1	6.3	5.6	7.2	6.4	7.1	6.4	6.6	6.1	5.3	6.1	5.8	5.1		80	
85	4.4	4.6	4.8	6.9	6.1	5.6	6.9	6.1	5.6	7	6.1	5.5	7.1	6.3	7	6.3	6.5	6	5.3	6.1	5.8	5.1		85	
90	4.2	4.3		6.8	6	5.5	6.7	6	5.5	6.8	6	5.5	7	6.2	6.9	6.1	6.5	5.9	5.3	6.1	5.7	5.1		90	
95				6.5	5.9	5.4	6.6	5.9	5.4	6.6	5.9	5.4	6.9	6.1	6.7	6	6.4	5.8	5.3	6	5.6	5.1		95	
100				6.2	5.8	5.4	6.3	5.8	5.4	6.4	5.8	5.4	6.7	5.9	6.6	5.9	6.3	5.7	5.2	6	5.5	5.1		100	
105				5.9	5.7	5.4	6.1	5.7	5.4	6.2	5.7	5.3	6.6	5.8	6.5	5.8	6.2	5.6	5.2	5.9	5.5	5.1		105	
110				5.7	5.5	5.3	5.9	5.6	5.3	6.1	5.6	5.3	6.5	5.7	6.4	5.7	6.1	5.5	5.2	5.7	5.4	5.1		110	
115				5.4	5.3	5.3	5.6	5.5	5.3	5.9	5.5	5.3	6.3	5.6	6.3	5.6	6	5.5	5.1	5.6	5.3	5.1		115	
120				5.2	5.1	5.1	5.4	5.3	5.2	5.6	5.4	5.3	6.2	5.6	6.2	5.5	5.9	5.4	5.1	5.4	5.2	5.1		120	
125				5	4.9	5	5.1	5.1	5.1	5.4	5.2	5.2	6.1	5.5	6	5.5	5.7	5.3	5.1	5.3	5.1	5		125	
130				4.8	4.7	4.8	4.9	4.9	5	5.2	5.1	5.1	5.9	5.4	5.7	5.4	5.6	5.2	5.1	5.1	5	4.9		130	
135				4.6	4.6		4.7	4.7	4.8	5	4.9	4.9	5.7	5.4	5.3	5.3	5.3	5.2	5.2	4.9	4.9	4.8		135	
140				4.4	4.4		4.5	4.6	4.7	4.8	4.8	4.8	5.5	5.3	5.3	5.2	5.2	4.8	5	4.5	4.7	4.7		140	
145				4.3	4.3		4.3	4.4		4.7	4.6	4.7	5.1	5.2	5.3	4.9	4.9	4.9	4.1	4.6	4.6			145	
150				4.2			4.2	4.2		4.5	4.5	4.6	4.7	5.1	5.2	4.7	4.8	4.9	3.9	4.5	4.8	3.7	4.3	4.5	150
155							4	4.1		4.3	4.3		4.5	4.7	4.9	4.3	4.6	4.7	3.5	4.1	4.6	3.3	3.9	4.4	155
160							3.9			4.2	4.2		4.3	4.4	4.5	3.9	4.4	4.5	3.2	3.7	4.1	3	3.6	4	160
165										4	4.1		4	4.3		3.5	4	4.2	2.8	3.4	3.7	2.6	3.2	3.6	165
170										3.9	4		3.6	3.9		3.2	3.6	3.7	2.5	3	3.3	2.3	2.8	3.2	170
175													3.3	3.5		2.8	3.2		2.1	2.6	2.8	2	2.5	2.8	175
180													3	3.1		2.5	2.8		1.8	2.3	2.4	1.7	2.2	2.4	180
185																2.2	2.4		1.5	1.9		1.4	1.8	2	185
190																1.9	2.1			1.6			1.5	1.6	190
195																1.7									195

t_207_51401_00_000 / 51501_00_000 / 51601_00_000

Lifting heights Hauteurs de levage

TK



US2536

Lifting capacities Forces de levage

TNZK



ft	36 ft			83 ft			95 ft			107 ft			119 ft			130 ft			142 ft			154 ft			164 ft			ft		
	34 ft			34 ft			34 ft			34 ft			34 ft			34 ft			34 ft			34 ft								
	0°	20°	40°	0°	20°	40°	0°	20°	40°	0°	20°	40°	0°	20°	40°	0°	20°	40°	0°	20°	40°	0°	20°	40°	0°	20°	40°			
12	25																									12				
13	25																										13			
14	25																										14			
15	25	22.3																									15			
16	25	22.3		25																							16			
17	25	22.3		25																							17			
18	25	22.3		25																							18			
19	25	22		25			25																				19			
20	25	21.7		25			25																				20			
22	25	20.9		25			25		25																		22			
24	24.6	20.2	16.5	25			25		25																		24			
26	23.6	19.5	16.4	25			25		25			23.7															26			
28	22.3	18.9	16	25	22.2		25		25			23.8		20.4													28			
30	21.3	18.3	15.6	25	22		25		25			23.7		20.4													30			
32	20.3	17.8	15.3	25	21.5		25	21.6	25			23.7		20.4		17											32			
34	19.3	17.2	15.1	25	21.1		25	21.2	25	20.8		23.6		20.3		17											34			
36	18.3	16.7	14.8	25	20.6	16.3	25	20.8	25	20.5		23.4		20.3		17		12.4									36			
38	17.4	16.2	14.6	25	20.2	16.1	25	20.4	25	20.1		23.1	19.5	20.2		16.9		12.5						10.7			38			
40	16.6	15.7	14.3	25	19.8	15.9	25	20	16	24.8	19.8	22.8	19.2	20.1		16.9		12.5					10.7				40			
45	14.8	14.3	13.7	24.5	18.8	15.5	24.6	19.1	15.5	23.8	19	15.4	22.1	18.5	15.2	19.7	17.6	16.8	16.1		12.6		10.7				45			
50	13.2	13.1	12.8	22.7	18	15.1	23.4	18.3	15.2	22.8	18.2	15.1	21.4	17.9	14.9	19.3	17.1	14.5	16.4	15.5	13.9	12.6	12.1	10.7	10.7		50			
55	11.9	12.2	12.2	21	17.3	14.7	22	17.6	14.8	21.8	17.6	14.7	20.7	17.3	14.6	18.7	16.6	14.3	15.7	14.7	13.7	12.2	11.6	11	10.7	10.3	55			
60	10.8	11.4	11.8	19.5	16.5	14.4	20.7	16.9	14.5	20.8	17	14.5	20	16.8	14.3	17.8	16.2	14	15	14	13.2	11.8	11.1	10.6	10.3	10	9.7	60		
65				18.1	15.8	14.1	19.4	16.3	14.3	19.7	16.4	14.2	19.2	16.3	14.1	17	15.7	13.9	14.2	13.3	12.6	11.3	10.6	10.2	10	9.7	9.3	65		
70				16.8	15	13.7	18.2	15.7	14	18.4	15.9	14	17.3	15.8	13.9	16.1	15.3	13.7	13.5	12.7	12.1	10.8	10.2	9.8	9.6	9.3	9	70		
75				15.7	14.2	13.3	17	15	13.7	16.7	15.3	13.8	15.5	15.4	13.7	15.1	14.6	13.5	12.7	12	11.6	10.3	9.8	9.5	9.3	9	8.7	75		
80				14.6	13.5	12.9	15.9	14.3	13.3	15.1	14.7	13.6	14	14.6	13.5	13.7	13.8	13.2	12.1	11.4	11.1	9.9	9.4	9.2	8.9	8.7	8.5	80		
85				13.7	12.9	12.5	14.6	13.7	12.9	13.7	14	13.2	13.1	13.5	13.3	12.3	13	12.8	11.4	10.9	10.6	9.5	9.1	8.9	8.5	8.3	8.2	85		
90				12.8	12.4	12.2	13.4	13.1	12.6	12.5	13.2	12.8	12.2	12.2	12.7	11.1	11.9	12.3	10.9	10.4	10.2	9.1	8.8	8.6	8.2	8	8	90		
95				12.1	11.9	11.9	12.2	12.4	12.3	11.4	12	12.4	11.1	11.4	11.6	10.1	10.8	11.4	10	10	9.8	8.7	8.5	8.3	7.9	7.7	7.7	95		
100				11.4	11.6		11	11.5	11.6	10.4	10.9	11.3	10.1	10.7	10.8	9.6	9.8	10.3	9.1	9.6	9.5	8.4	8.2	8.1	7.6	7.5	7.4	100		
105				10.7	11		10	10.4	10.5	9.4	9.9	10.2	9.2	9.8	10.1	9.1	9	9.3	8.2	8.9	9.1	8.1	7.9	7.8	7.3	7.2	7.2	105		
110				9.9			9.1	9.4		8.6	8.9	9.1	8.4	8.9	9.2	8.3	8.7	8.6	7.7	8	8.4	7.7	7.6	7.6	7.1	7	6.9	110		
115							8.4	8.5		7.8	8.1	8.3	7.7	8.1	8.3	7.6	8	8.3	7.4	7.3	7.6	7	7.4	7.3	6.7	6.7	6.7	115		
120							7.6	7.7		7	7.3		6.9	7.3	7.5	6.9	7.4	7.6	7.1	7	7	6.4	6.8	7.1	6.1	6.4	6.5	120		
125										6.3	6.6		6.3	6.6	6.7	6.5	6.7	6.9	6.6	6.8	6.8	5.8	6.2	6.5	5.5	6	6.2	125		
130											5.7	5.8		6	6	6.2	6.3	6.4	6	6.3	6.5	5.2	5.6	5.9	5	5.4	5.7	130		
135														5.8	5.8	5.8	6	6.1	5.5	5.8	6	4.7	5	5.3	4.5	4.9	5.2	135		
140															5.6	5.7			4.9	5.2	5.4	4.2	4.6	4.8	4	4.4	4.6	140		
145															5.4				4.8	5		4.4	4.7	4.8	3.7	3.9	4.1	145		
150																			4.3	4.5		3.9	4.2	3.3	3.6	3.7	3.1	3.5	3.7	150
155																				3.9		3.5	3.7	2.8	3.1	3.2	2.7	3	3.2	155
160																						3.1	3.2	2.4	2.7	2.3	2.6	2.7	160	
165																						2.7	2.8	2	2.2	2	2.2		165	
170																								1.7	1.8	1.6	1.8		170	
175																								1.4	1.5		1.4		175	

t_207_51701_00_000

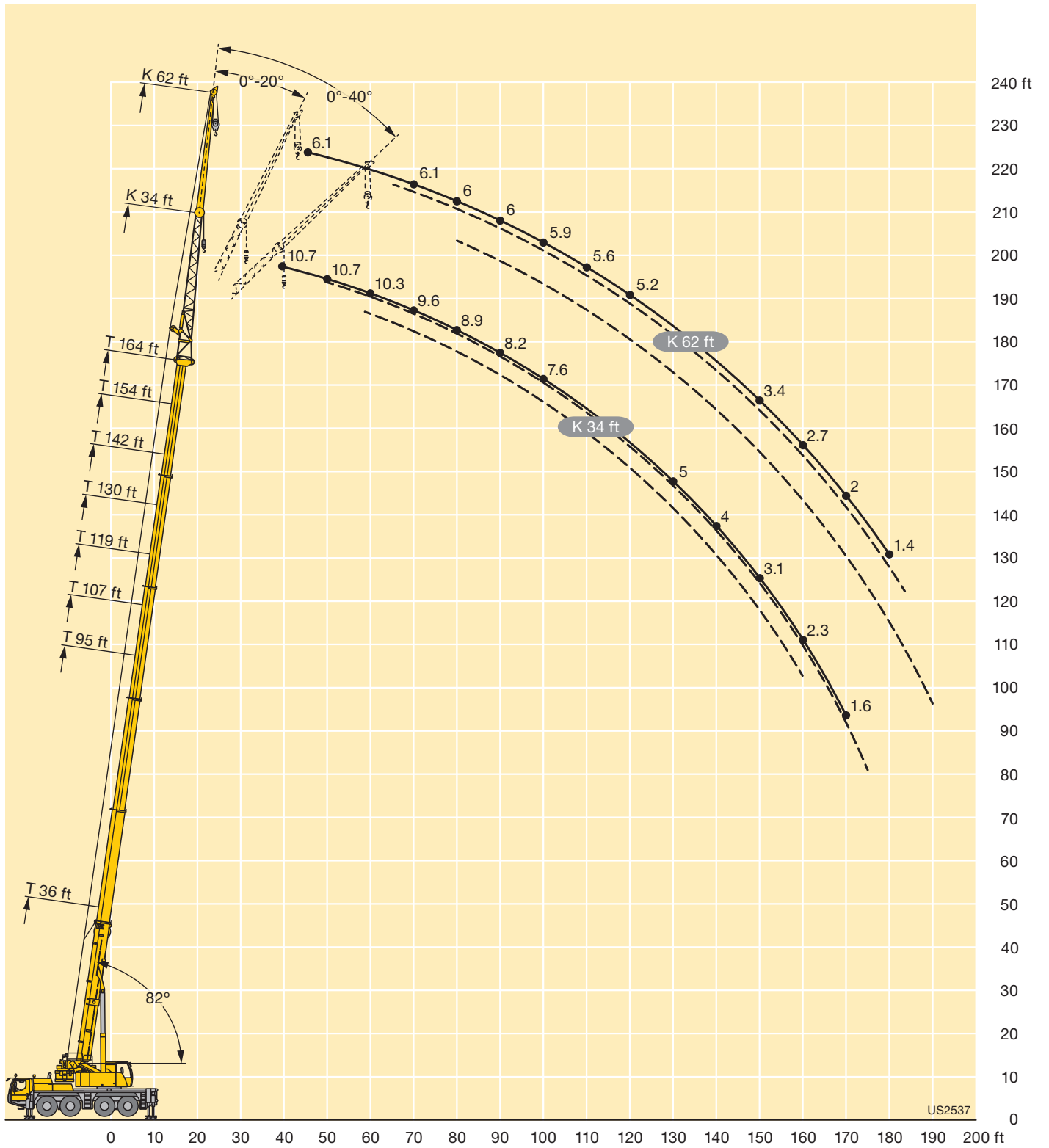
Lifting capacities Forces de levage

TNZK



ft	36 ft			95 ft			107 ft			119 ft			130 ft			142 ft			154 ft			164 ft			ft
	62 ft			62 ft			62 ft			62 ft			62 ft			62 ft			62 ft						
	0°	20°	40°	0°	20°	40°	0°	20°	40°	0°	20°	40°	0°	20°	40°	0°	20°	40°	0°	20°	40°	0°	20°	40°	
12	9																							12	
13	9																							13	
14	9																							14	
15	9																							15	
16	9																							16	
17	9																							17	
18	9																							18	
19	9																							19	
20	9																							20	
22	8.9																							22	
24	8.7																							24	
26	8.5			9																				26	
28	8.4	7.3		9																				28	
30	8.3	7.3		9			8.5																	30	
32	8.1	7.3		9			8.5			8.2														32	
34	8	7.3		9			8.5			8.3														34	
36	7.9	7.2		9			8.5			8.3		8.3												36	
38	7.7	7.1		8.9			8.4			8.3		8.3		7.8										38	
40	7.6	7		8.8			8.4			8.3		8.3		7.8		6.8								40	
45	7.3	6.7	5.9	8.6	7.3		8.2			8.1		8.2		7.8		6.8					6.1			45	
50	6.9	6.4	5.9	8.3	7.2		8	7.1		7.9	7.1		8.1		7.7		6.8				6.1			50	
55	6.6	6.1	5.7	8.1	7.1		7.8	6.9		7.8	7		7.9	7	7.6	6.9					6.1			55	
60	6.1	5.9	5.6	7.9	6.9	5.9	7.7	6.8		7.6	6.8		7.7	6.9	7.5	6.8					6.1			60	
65	5.6	5.7	5.5	7.7	6.7	5.9	7.5	6.6	5.8	7.5	6.6		7.6	6.8	7.4	6.7					6.1	5.8		65	
70	5.3	5.5	5.4	7.5	6.5	5.8	7.3	6.4	5.7	7.3	6.5	5.6	7.4	6.6	7.2	6.5					6.1	6.2		70	
75	4.9	5.1	5.3	7.3	6.3	5.7	7.2	6.3	5.6	7.2	6.4	5.6	7.3	6.5	7.1	6.4	5.6				6.6	6.1	5.4	75	
80	4.6	4.8	5	7.1	6.2	5.6	7	6.2	5.6	7	6.2	5.6	7.1	6.3	6.7	6.3	5.6				6.5	6	5.4	80	
85	4.3	4.5	4.7	6.9	6.1	5.5	6.8	6.1	5.5	6.9	6.1	5.5	7	6.2	6.2	5.5	6.9	6.2	5.5		6.4	5.9	5.3	85	
90	4.1	4.2		6.6	6	5.5	6.6	5.9	5.4	6.8	6	5.4	6.9	6.1	5.5	6.8	6	5.4			6.4	5.8	5.3	90	
95				6.4	5.8	5.4	6.4	5.8	5.4	6.6	5.9	5.4	6.7	6	5.4	6.6	5.9	5.4			6.3	5.7	5.3	95	
100				6.1	5.7	5.4	6.1	5.7	5.4	6.4	5.8	5.3	6.6	5.9	5.4	6.6	5.8	5.3			6.2	5.6	5.2	100	
105				5.8	5.6	5.4	5.9	5.6	5.3	6.1	5.7	5.3	6.5	5.8	5.3	6.4	5.7	5.3			6.1	5.6	5.2	105	
110				5.5	5.4	5.3	5.6	5.4	5.3	5.9	5.6	5.3	6.4	5.7	5.3	6.3	5.6	5.3			6	5.5	5.1	110	
115				5.3	5.2	5.2	5.4	5.2	5.2	5.7	5.4	5.2	6.2	5.6	5.3	6.2	5.6	5.2			5.9	5.4	5.1	115	
120				5.1	5	5	5.1	5.1	5.1	5.5	5.2	5.2	6.1	5.5	5.3	6.1	5.5	5.2			5.7	5.3	5.1	120	
125				4.8	4.8	4.9	4.9	4.9	4.9	5.2	5.1	5	6	5.5	5.3	6	5.4	5.2			5.5	5.2	5.1	125	
130				4.6	4.6	4.7	4.7	4.7	4.8	5	4.9	4.9	5.8	5.4	5.3	5.4	5.4	5.2			5.4	5.1	5	130	
135				4.4	4.5		4.5	4.5	4.6	4.8	4.8	4.8	5.6	5.4	5.3	5.1	5.3	5.2			5	5	4.9	135	
140				4.3	4.3		4.3	4.3	4.4	4.6	4.6	4.7	5.2	5.3	5.3	4.9	5.1	5.2			4.5	4.9	4.9	140	
145				4.1	4.2		4.1	4.1		4.5	4.5	4.6	4.8	5.2	5.3	4.7	4.7	5.1			4.1	4.7	4.8	145	
150				4.1			3.9	4		4.3	4.3	4.4	4.4	4.9	5.2	4.4	4.6	4.6			3.7	4.3	4.6	150	
155							3.8	3.9		4.1	4.2		4.3	4.4	4.7	4	4.4	4.5			3.3	3.9	4.3	155	
160							3.7			4	4		4	4.2	4.3	3.6	4.1	4.3			2.9	3.5	3.9	160	
165										3.9	3.9		3.7	4		3.2	3.7	4			2.6	3.1	3.4	165	
170										3.8	3.9		3.4	3.7		2.9	3.3	3.5			2.2	2.7	3	170	
175													3	3.3		2.5	2.9				1.9	2.4	2.6	175	
180													2.7	2.9		2.2	2.5				1.6	2	2.2	180	
185													2.5			1.9	2.2						1.6	185	
190																1.7	1.8						1.4	190	
195																1.4								195	

t_207_51801_00_000



Lifting capacities Forces de levage

TVK



ft	36 ft + 23 ft			130 ft + 23 ft			142 ft + 23 ft			154 ft + 23 ft			164 ft + 23 ft			ft
	34 ft			34 ft			34 ft			34 ft			34 ft			
	0°	20°	40°	0°	20°	40°	0°	20°	40°	0°	20°	40°	0°	20°	40°	
12	9.2															12
13	9.2															13
14	9.2															14
15	9.2															15
16	9.2															16
17	9.2															17
18	9.2															18
19	9.2	8.7														19
20	9.2	8.7														20
22	9.2	8.7														22
24	9.1	8.7														24
26	9.1	8.7														26
28	9	8.7	8.3													28
30	8.7	8.7	8.3													30
32	8.4	8.5	8.3	9.2												32
34	8.1	8.4	8.3	9.2			8.5									34
36	7.8	8.1	8.2	9.2			8.5									36
38	7.5	7.8	8	9.2			8.5			8						38
40	7.3	7.5	7.8	9.2			8.5			8.1			7			40
45	6.7	6.9	7.2	9.2	8.7		8.5			8.1			7.1			45
50	6.2	6.4	6.6	9.2	8.7		8.5	8.5		8.1	8		7.1			50
55	5.7	5.9	6.1	9.1	8.7	8.3	8.5	8.5	8.2	8.1	8		7.1	7		55
60	5.3	5.4	5.6	9.1	8.6	8.2	8.5	8.4	8	8	8	7.5	7.1	7		60
65	4.9	5.1	5.2	8.9	8.4	8.1	8.5	8.2	7.8	8	7.8	7.5	7.1	7	6.8	65
70	4.5	4.7	4.8	8.5	8.1	7.8	8.3	8	7.7	7.9	7.6	7.4	7	7	6.8	70
75	4.2	4.3	4.5	8.1	7.7	7.5	8	7.7	7.4	7.8	7.5	7.2	6.9	6.8	6.7	75
80	3.9	4	4.1	7.7	7.4	7.2	7.7	7.4	7.2	7.6	7.2	7	6.8	6.6	6.5	80
85	3.7	3.7		7.4	7.1	6.9	7.4	7.1	6.9	7.3	7	6.8	6.6	6.4	6.3	85
90				7.1	6.8	6.7	7.1	6.8	6.7	7	6.8	6.6	6.4	6.2	6.1	90
95				6.8	6.5	6.4	6.9	6.6	6.4	6.8	6.5	6.4	6.2	6	5.9	95
100				6.5	6.3	6.2	6.6	6.3	6.2	6.6	6.3	6.2	6	5.8	5.8	100
105				6.3	6.1	6	6.3	6.1	6	6.3	6.1	6	5.8	5.6	5.6	105
110				6	5.8	5.8	6.1	5.9	5.8	6.1	5.9	5.8	5.6	5.5	5.4	110
115				5.8	5.6	5.6	5.9	5.7	5.6	5.9	5.7	5.7	5.4	5.3	5.2	115
120				5.6	5.4	5.4	5.7	5.5	5.5	5.7	5.6	5.5	5.2	5.1	5.1	120
125				5.3	5.2	5.2	5.5	5.3	5.3	5.5	5.4	5.3	5	5	5	125
130				5.1	5.1	5.1	5.3	5.2	5.2	5.2	5.2	5.2	4.8	4.8	4.8	130
135				4.9	4.9	4.9	5.1	5	5	4.7	5.1	5	4.5	4.7	4.7	135
140				4.8	4.7	4.8	4.9	4.9	4.9	4.3	4.7	4.9	4	4.4	4.5	140
145				4.6	4.6	4.6	4.6	4.7	4.7	3.8	4.2	4.4	3.6	4	4.2	145
150				4.4	4.4	4.4	4.2	4.4	4.5	3.4	3.7	4	3.2	3.6	3.8	150
155				4.1	4.3		3.7	4	4.2	3	3.3	3.5	2.8	3.1	3.4	155
160				3.8	4		3.3	3.6	3.7	2.7	2.9	3.1	2.4	2.8	3	160
165				3.4	3.6		3	3.2		2.3	2.6	2.7	2.1	2.4	2.6	165
170				3.1	3.2		2.6	2.8		1.9	2.2	2.3	1.8	2.1	2.2	170
175				2.8	2.8		2.2	2.4		1.6	1.8		1.4	1.7	1.9	175
180				2.5			1.9	2.1			1.5			1.4	1.5	180
185							1.7	1.7								185
190							1.4									190

t_207_52101_00_000 / 52201_00_000 / 52301_00_000

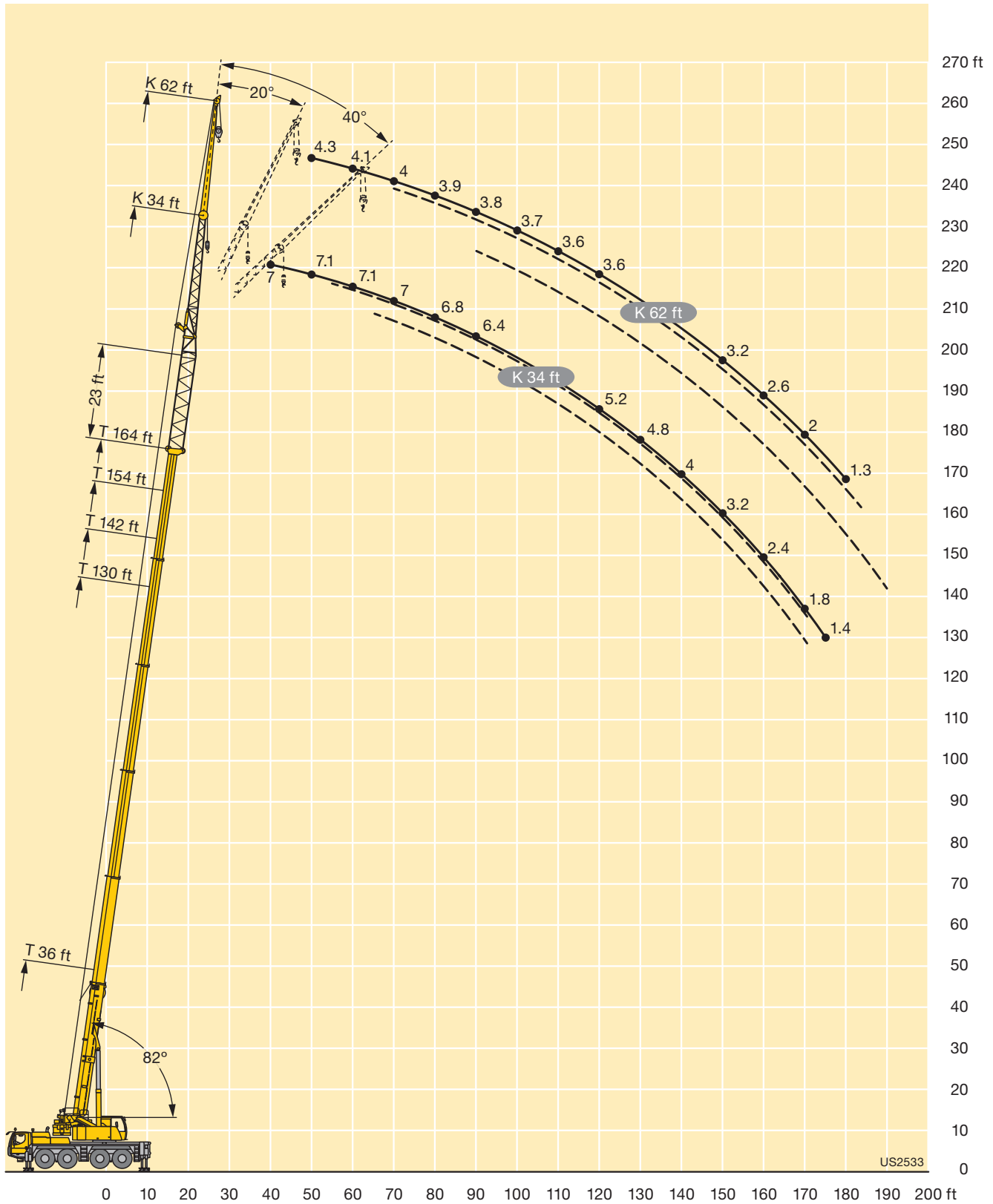
Lifting capacities Forces de levage

TVK



ft	36 ft + 23 ft			130 ft + 23 ft			142 ft + 23 ft			154 ft + 23 ft			164 ft + 23 ft			ft
	62 ft			62 ft			62 ft			62 ft			62 ft			
	0°	20°	40°	0°	20°	40°	0°	20°	40°	0°	20°	40°	0°	20°	40°	
15	5.8															15
16	5.8															16
17	5.8															17
18	5.8															18
19	5.8															19
20	5.8															20
22	5.8															22
24	5.8															24
26	5.8															26
28	5.8															28
30	5.8															30
32	5.8															32
34	5.8	5.3														34
36	5.7	5.3														36
38	5.7	5.3		5.8			5.3									38
40	5.6	5.3		5.8			5.3			5						40
45	5.3	5.3		5.8			5.3			5.1						45
50	5.1	5.1	4.6	5.8			5.3			5.2			4.3			50
55	4.8	4.8	4.6	5.8			5.3			5.2			4.2			55
60	4.6	4.6	4.6	5.8	5.3		5.3			5.2			4.1			60
65	4.3	4.4	4.5	5.8	5.3		5.3	5.1		5.2			4			65
70	4.1	4.2	4.3	5.7	5.3		5.3	5.1		5.2	4.9		4	4.2		70
75	3.8	4	4.1	5.7	5.2		5.3	5.1		5.1	4.8		3.9	4.2		75
80	3.6	3.8	3.9	5.5	5.1	4.6	5.3	5	4.4	5.1	4.8		3.9	4.1		80
85	3.4	3.6	3.7	5.4	5	4.6	5.2	4.9	4.4	5	4.7	4.4	3.8	4		85
90	3.2	3.4	3.5	5.2	4.8	4.6	5.1	4.7	4.4	4.9	4.6	4.4	3.8	4	4.2	90
95	3	3.2	3.3	5.1	4.7	4.5	4.9	4.6	4.4	4.8	4.5	4.3	3.7	4	4.1	95
100	2.8	3	3.1	4.9	4.6	4.4	4.8	4.5	4.3	4.7	4.4	4.2	3.7	3.9	4	100
105	2.7	2.8	2.9	4.8	4.5	4.3	4.7	4.4	4.2	4.6	4.3	4.1	3.6	3.9	4	105
110	2.5	2.6		4.6	4.3	4.2	4.6	4.3	4.1	4.5	4.2	4.1	3.6	3.8	3.9	110
115				4.5	4.2	4.1	4.5	4.2	4.1	4.4	4.1	4	3.6	3.8	3.8	115
120				4.4	4.1	4	4.3	4.1	4	4.3	4	3.9	3.6	3.8	3.8	120
125				4.2	4	3.9	4.2	4	3.9	4.2	3.9	3.9	3.6	3.7	3.7	125
130				4.1	3.9	3.9	4.1	3.9	3.8	4.1	3.8	3.8	3.5	3.7	3.6	130
135				3.9	3.8	3.8	4	3.8	3.8	4	3.8	3.7	3.5	3.6	3.6	135
140				3.8	3.7	3.7	3.9	3.7	3.7	3.9	3.7	3.6	3.5	3.5	3.5	140
145				3.6	3.6	3.6	3.7	3.6	3.6	3.8	3.6	3.6	3.4	3.4	3.4	145
150				3.5	3.5	3.5	3.6	3.5	3.5	3.5	3.6	3.5	3.2	3.3	3.3	150
155				3.4	3.4	3.4	3.5	3.4	3.5	3.2	3.5	3.5	2.9	3.2	3.2	155
160				3.3	3.3	3.3	3.4	3.3	3.4	2.8	3.4	3.4	2.6	3.1	3.1	160
165				3.2	3.2	3.2	3.2	3.2	3.3	2.5	3.1	3.3	2.3	2.9	3.1	165
170				3.1	3.1	3.1	2.9	3.1	3.2	2.2	2.8	3.1	2	2.5	2.9	170
175				3	3	3	2.6	3	3.1	1.9	2.4	2.8	1.6	2.2	2.6	175
180				2.7	2.9	2.9	2.3	2.7	2.9	1.6	2.1	2.4	1.3	1.9	2.2	180
185				2.5	2.8		2	2.4	2.6	1.3	1.8	2.1		1.6	1.9	185
190				2.2	2.4		1.7	2.1	2.2		1.5	1.7			1.6	190
195				1.9	2.1		1.5	1.8				1.4				195
200				1.7	1.8			1.5								200
205				1.5												205

t_207_52401_00_000 / 52501_00_000 / 52601_00_000



Lifting capacities Forces de levage

TVNZK



ft	36 ft + 23 ft			130 ft + 23 ft			142 ft + 23 ft			154 ft + 23 ft			164 ft + 23 ft			ft
	34 ft			34 ft			34 ft			34 ft			34 ft			
	0°	20°	40°	0°	20°	40°	0°	20°	40°	0°	20°	40°	0°	20°	40°	
12	9.2															12
13	9.2															13
14	9.2															14
15	9.2															15
16	9.2															16
17	9.2															17
18	9.2															18
19	9.2	8.7														19
20	9.2	8.7														20
22	9.2	8.7														22
24	9.1	8.7														24
26	8.9	8.7														26
28	8.8	8.7	8.3													28
30	8.5	8.6	8.3	9.2												30
32	8.2	8.4	8.3	9.2												32
34	7.9	8.2	8.2	9.2			8.5									34
36	7.6	7.9	8.1	9.2			8.5									36
38	7.3	7.6	7.9	9.2			8.5			7.9						38
40	7	7.4	7.6	9.2			8.5			8			6.9			40
45	6.4	6.7	7	9.2	8.7		8.5			8			7			45
50	5.9	6.2	6.4	9.2	8.7		8.5	8.3		7.9	7.8		7			50
55	5.5	5.7	5.9	9	8.7	8.3	8.5	8.2	7.8	7.9	7.8		7	7		55
60	5	5.2	5.4	8.9	8.5	8.1	8.4	8.2	7.8	7.9	7.7	7.6	6.9	7		60
65	4.6	4.9	5	8.6	8.2	7.9	8.3	8	7.7	7.8	7.6	7.4	6.9	7	6.8	65
70	4.3	4.5	4.6	8.2	7.9	7.6	8.2	7.8	7.5	7.7	7.5	7.3	6.8	6.8	6.7	70
75	3.9	4.1	4.2	7.8	7.5	7.4	7.8	7.5	7.3	7.6	7.3	7.1	6.7	6.7	6.6	75
80	3.7	3.8	3.8	7.5	7.2	7.1	7.5	7.2	7	7.4	7.1	6.9	6.6	6.5	6.4	80
85	3.4	3.5		7.1	6.9	6.8	7.2	6.9	6.8	7.1	6.8	6.7	6.4	6.3	6.1	85
90				6.8	6.6	6.5	6.9	6.7	6.5	6.8	6.6	6.5	6.2	6	5.9	90
95				6.5	6.4	6.3	6.6	6.4	6.3	6.6	6.3	6.2	6	5.8	5.8	95
100				6.3	6.1	6	6.3	6.1	6.1	6.3	6.1	6	5.8	5.6	5.6	100
105				6	5.9	5.8	6.1	5.9	5.9	6.1	5.9	5.8	5.6	5.5	5.4	105
110				5.8	5.6	5.6	5.9	5.7	5.7	5.9	5.7	5.7	5.4	5.3	5.2	110
115				5.5	5.4	5.4	5.7	5.5	5.5	5.7	5.5	5.5	5.2	5.1	5.1	115
120				5.3	5.2	5.2	5.5	5.3	5.3	5.5	5.4	5.3	5	5	4.9	120
125				5.1	5	5	5.2	5.2	5.1	5.3	5.2	5.2	4.8	4.8	4.8	125
130				4.9	4.9	4.9	5.1	5	5	4.9	5	5	4.6	4.6	4.7	130
135				4.7	4.7	4.7	4.9	4.8	4.8	4.4	4.8	4.9	4.2	4.5	4.5	135
140				4.5	4.5	4.6	4.6	4.7	4.7	3.9	4.3	4.6	3.7	4.1	4.3	140
145				4.3	4.4	4.4	4.2	4.4	4.5	3.5	3.9	4.1	3.3	3.7	4	145
150				4.2	4.2	4.2	3.9	4.1	4.2	3.1	3.4	3.7	2.9	3.2	3.5	150
155				3.9	4		3.4	3.7	3.9	2.7	3	3.2	2.5	2.8	3	155
160				3.5	3.7		3	3.3	3.4	2.3	2.6	2.8	2.1	2.4	2.6	160
165				3.1	3.3		2.6	2.9		2	2.3	2.4	1.8	2.1	2.3	165
170				2.7	2.9		2.3	2.5		1.6	1.9	2	1.4	1.7	1.9	170
175				2.4	2.5		1.9	2.1			1.5			1.4	1.5	175
180				2.1			1.6	1.8								180
185							1.3	1.4								185

t_207_52701_00_000

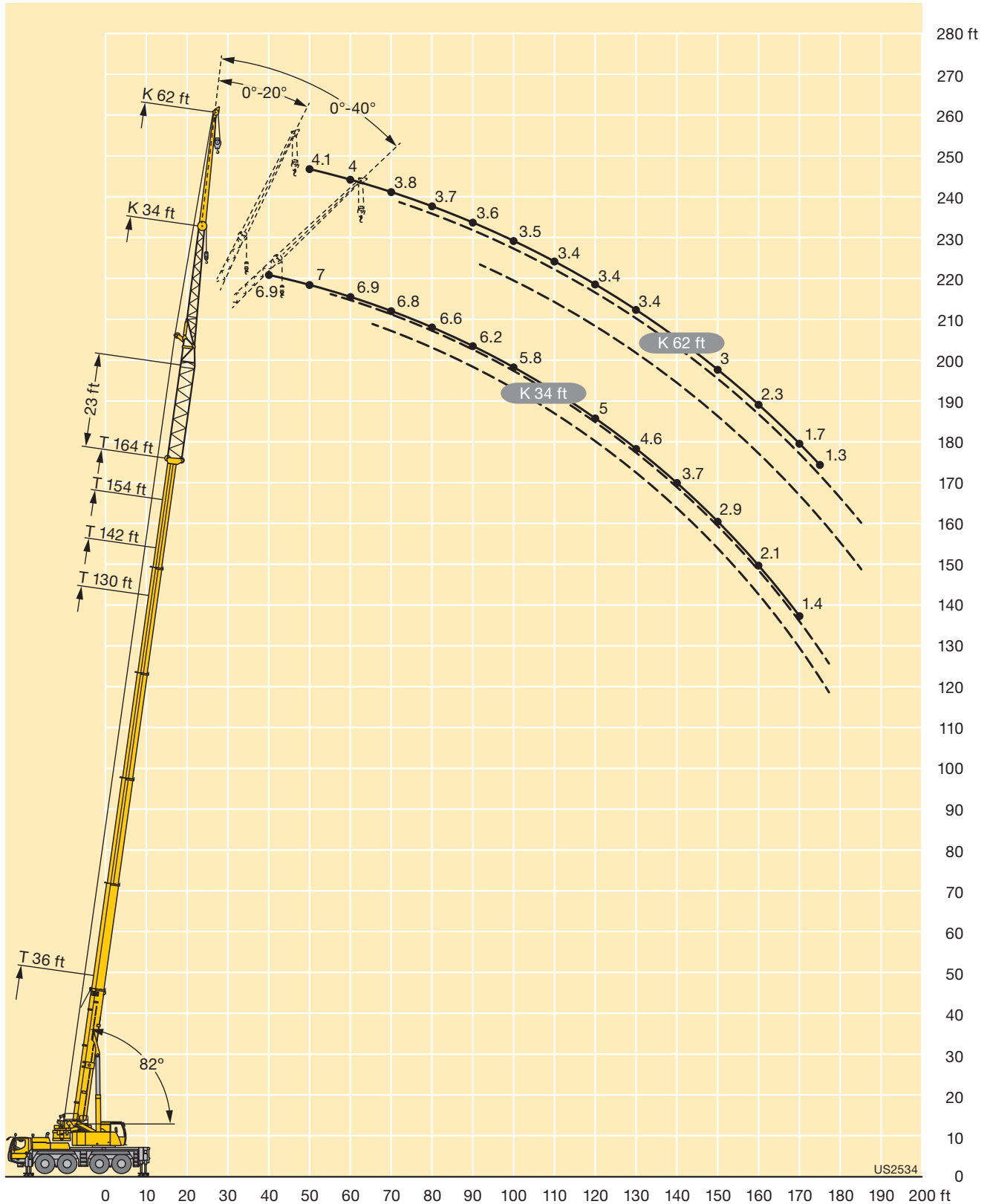
Lifting capacities Forces de levage

TVNZK



ft	36 ft + 23 ft			130 ft + 23 ft			142 ft + 23 ft			154 ft + 23 ft			164 ft + 23 ft			ft
	62 ft			62 ft			62 ft			62 ft			62 ft			
	0°	20°	40°	0°	20°	40°	0°	20°	40°	0°	20°	40°	0°	20°	40°	
15	5.8															15
16	5.8															16
17	5.8															17
18	5.8															18
19	5.8															19
20	5.8															20
22	5.8															22
24	5.8															24
26	5.8															26
28	5.8															28
30	5.8															30
32	5.8															32
34	5.7															34
36	5.7	5.3														36
38	5.6	5.3		5.8			5.3									38
40	5.5	5.3		5.8			5.3									40
45	5.3	5.3		5.8			5.3			5.1						45
50	5	5	4.6	5.8			5.3			5.1		4.1				50
55	4.7	4.8	4.6	5.8			5.3			5.1		4				55
60	4.5	4.5	4.6	5.8	5.3		5.3			5.1		4				60
65	4.2	4.3	4.4	5.7	5.3		5.3	5.1		5.1		3.9				65
70	4	4.1	4.2	5.7	5.3		5.3	5.1		5	4.9	3.8	3.9			70
75	3.7	3.9	4	5.6	5.2		5.3	5		5	4.8	3.8	3.9			75
80	3.5	3.7	3.8	5.4	5	4.6	5.2	4.9	4.4	4.9	4.7	3.7	3.9			80
85	3.2	3.5	3.7	5.3	4.9	4.6	5.1	4.8	4.4	4.9	4.6	4.4	3.7	3.9		85
90	3	3.2	3.4	5.1	4.7	4.5	5	4.6	4.4	4.8	4.5	4.3	3.6	3.9	3.9	90
95	2.9	3	3.2	4.9	4.6	4.4	4.9	4.5	4.3	4.7	4.4	4.2	3.6	3.8	3.9	95
100	2.7	2.8	3	4.8	4.5	4.3	4.7	4.4	4.2	4.6	4.3	4.2	3.5	3.8	3.9	100
105	2.5	2.7	2.8	4.7	4.4	4.2	4.6	4.3	4.1	4.5	4.2	4.1	3.5	3.7	3.8	105
110	2.4	2.5		4.5	4.2	4.1	4.5	4.2	4.1	4.4	4.1	4	3.4	3.7	3.8	110
115				4.4	4.1	4	4.4	4.1	4	4.3	4	3.9	3.4	3.7	3.8	115
120				4.2	4	3.9	4.2	4	3.9	4.2	3.9	3.8	3.4	3.6	3.7	120
125				4.1	3.9	3.9	4.1	3.9	3.8	4.1	3.8	3.8	3.4	3.6	3.6	125
130				3.9	3.8	3.8	4	3.8	3.7	4	3.7	3.7	3.4	3.5	3.6	130
135				3.8	3.7	3.7	3.9	3.7	3.7	3.9	3.7	3.6	3.4	3.4	3.5	135
140				3.7	3.6	3.6	3.7	3.6	3.6	3.7	3.6	3.6	3.4	3.4	3.4	140
145				3.5	3.5	3.5	3.6	3.5	3.5	3.6	3.5	3.5	3.3	3.3	3.3	145
150				3.4	3.3	3.4	3.5	3.4	3.4	3.3	3.4	3.5	3	3.2	3.2	150
155				3.3	3.2	3.3	3.4	3.3	3.3	2.9	3.3	3.4	2.7	3.1	3.1	155
160				3.1	3.1	3.1	3.2	3.2	3.2	2.6	3.2	3.3	2.3	3	3	160
165				3	3	3.1	2.9	3.1	3.1	2.2	2.8	3.1	2	2.6	2.9	165
170				2.9	2.9	3	2.7	3	3.1	1.9	2.5	2.9	1.7	2.3	2.7	170
175				2.8	2.8	2.9	2.3	2.7	2.9	1.6	2.2	2.5	1.3	2	2.3	175
180				2.5	2.7	2.8	2	2.5	2.7		1.8	2.1		1.6	2	180
185				2.2	2.5		1.7	2.1	2.4		1.5	1.8			1.7	185
190				1.9	2.2		1.5	1.8	2			1.5				190
195				1.7	1.9			1.5								195
200				1.4	1.6											200

t_207_52801_00_000



Lifting capacities Forces de levage


TK

ft	36 - 164 ft		8 ft		360°		46300 lbs		85%		ft		
	T	K	60 ft	72 ft	83 ft	95 ft	107 ft	119 ft	130 ft	142 ft		154 ft	164 ft
8 ft													
10	49.3	49.3	49.3	49.3								10	
11	49.3	49.3	49.3	49.3								11	
12	49.3	49.3	49.3	49.3								12	
13	49.3	49.3	49.3	49.3								13	
14	49.3	49.3	49.3	49.3	49.3							14	
15	49.3	49.3	49.3	49.3	49.3	49.3						15	
16	49.3	49.3	49.3	49.3	49.3	49.3	49.3					16	
17	48.5	49.3	49.3	49.3	49.3	49.3	49.3					17	
18	47	49.3	49.3	49.3	49.3	49.3	49.3					18	
19	45.4	49.3	49.3	49.3	49.3	49.3	49.3	49.3				19	
20	43.7	49.3	49.3	49.3	49.3	49.3	49.3	49.3				20	
22	40.6	48.7	49.3	49.3	49.3	49.3	49.3	49.3	45.3			22	
24	38.1	46.2	49.3	49.3	49.3	49.3	49.3	49.3	45.1	25		24	
26	35.7	43.6	49.1	49.3	49.3	49.3	49.3	49.3	44.7	36		26	
28	33.8	41	47.3	49.3	49.3	49.3	49.3	49.3	43.8	35.7	25	28	
30	32	39	45.1	48.9	49.3	49.3	49.3	48.2	42.7	35.2	28.9	30	
32	30.5	37.1	43.1	47.7	49.2	49.3	46.5	41.4	34.4	28.4	22.6	32	
34	29.1	35.4	41	45.5	48.7	48.3	44.8	40.1	33.5	27.9	22.2	18.2	34
36	28	33.9	39.3	43.8	47.1	46.8	43.1	38.7	32.6	27.4	21.9	18.2	36
38	27.4	32.5	37.8	42.2	44.9	44.5	41.4	37.3	31.6	26.8	21.5	18.2	38
40		31.3	36.3	40.6	42.3	42	39.7	35.9	30.6	26.2	21.1	18.1	40
45		28.7	33.2	36.9	37.9	36	34.1	32.8	28.4	24.5	20.1	17.6	45
50			30.7	33.1	33.1	31.4	30.2	28.7	26.5	22.9	19	16.8	50
55			28.6	30.5	29.1	27.5	26.6	25.1	24.5	21.4	18	16	55
60			26.7	26.7	26	24.6	23.5	22.5	22	20.1	17	15.2	60
65				23.6	23.2	22	21	20.6	19.5	18.8	16.1	14.4	65
70				21	20.7	19.7	19.4	18.4	17.4	17.3	15.3	13.7	70
75					18.5	18	17.8	16.6	16.2	15.6	14.5	12.9	75
80					16.6	16.5	16.2	15	15	14.1	13.8	12.2	80
85						15.2	14.6	13.6	13.7	12.8	12.9	11.6	85
90						14	13.2	12.6	12.4	12.1	11.8	11	90
95						12.8	12.2	11.9	11.3	11.4	10.7	10.4	95
100							11.2	11	10.7	10.6	9.8	9.6	100
105							10.2	9.9	9.9	9.6	8.9	8.7	105
110								9.2	9.1	8.8	8.1	7.9	110
115								8.8	8.4	8	7.3	7.2	115
120								8.3	7.7	7.3	6.6	6.5	120
125									7	6.6	6	5.9	125
130									6.4	6	5.3	5.3	130
135										5.4	4.7	4.7	135
140										4.9	4.2	4.2	140
145											3.7	3.7	145
150											3.2	3.2	150
155											2.8	2.8	155
160												2.4	160
165												2	165

t_207_51901_00_000

Lifting heights Hauteurs de levage

TK



Equipment Equipment

Crane carrier

Frame	Liebherr designed and manufactured, box-type, torsion resistant design of hightensile fine grained structural steel.
Outriggers	4-point supporting system, hydraulically telescopic into horizontal and vertical direction. Operation with remote control, automatic support leveling, electronic inclination display.
Engine	6-cylinder Diesel, make Liebherr, type D846 A7, watercooled, output 350 kW (476 h.p.) at 1900 rpm, max. torque 1637 lbs-ft at 1200 rpm – 1500 rpm. Exhaust emissions acc. to 97/68/EG stage 3a and EPA/CARB Tier 3. Fuel reservoir: 106 gallons.
Transmission	ZF 12-speed gear box with automatic control system AS-TRONIC. ZF-intarder fitted directly to the gear. Two-stage transfer case with lockable transfer differential.
Axles	Low maintenance carrier axles, all 4 axles steered. Axle 2, 3 and 4 are equipped with planetary gears, all driven axles with transverse differential locks, axle 3 with longitudinal differential lock.
Suspension	All axles are mounted on hydropneumatic suspension and are lockable hydraulically.
Tyres	8 tyres, size: 445/95 R 25 (16.00 R 25).
Steering	2-circuit system with hydraulic servo steering. Active speed depending rear axle steering, special steering programs for various driving situations.
Brakes	Service brake: all-wheel servo-air brake, all axles are equipped with disc brakes, dual circuit. Parking brake: Spring brake actuator, acting on the wheels of the 1 st , 2 nd and 3 rd axle. Sustained-action brakes: Engine brake as exhaust retarder with Liebherr additional brake system ZBS. Intarder on gear. ABV in conjunction with ASR.
Driver's cab	Spacious and comfortable sheet steel cab mounted on rubber shock absorbers, safety glass windows.
Electrical system	Modern data bus technique, 24 Volt DC, 2 batteries of 170 Ah each.

Crane superstructure

Frame	Liebherr-manufactured, torsionally rigid steel construction made from high-tensile fine-grain steel. Triple-roller slewing rim.
Crane engine	4-cylinder Diesel, make Liebherr, type D934L A6, watercooled, output 129 kW (175 h.p.) at 1800 rpm, max. torque 601 lbs-ft at 1100 rpm – 1500 rpm. Exhaust emissions acc. to 97/68/EG stage 3a and EPA/CARB Tier 3. Fuel reservoir: 70 gallons.

Crane drive	Diesel-hydraulic, with 1 axial piston variable displacement pump, with servo-control and capacity control, 1 double gear pump, open controlled oil circuits. Compact hydraulic drive flanged to the Diesel engine. Drive assembly completely enclosed for noise abatement.
Control	Electric "Load Sensing" control, simultaneous operation of 4 working motions, 2 self-centering hand control levers (joy-stick type).
Hoist gear	Axial piston fixed displacement motor, Liebherr hoist drum with integrated planetary gear and spring-loaded static brake. Hoist gear is driven through a controlled open oil circuit.
Luffing gear	1 differential ram with safety check valves.
Slewing gear	Axial piston fixed displacement motor, planetary gear, spring-loaded static brake. Slewing gear invertible from released to locked as a standard feature.
Crane cab	All-steel construction, entirely galvanized, powder coated, with safety glazing, comfortably equipped, cab tiltable backwards.
Safety devices	LICCON2 safe load indicator, test system hoist limit switch, safety valves to prevent pipe and hose ruptures.
Telescopic boom	1 base section and 5 telescopic sections. All telescopic sections extendable individually by means of the rapid-cycle telescoping system TELEMATIK. Boom length 36 ft to 164 ft.
Counterweight	14800 lbs
Electrical system	Modern data bus technique, 24 Volt DC, 2 batteries of 170 Ah each.

Additional equipment

Swing-away jib	34 ft – 62 ft long, mountable to the telescopic boom at 0°, 20° or 40°. Hydraulic ram for operating the swing-away jib from 0° – 40° (option).
Telescopic boom extension	23 ft long lattice section, thus 23 ft higher pinning point for swing-away jib.
2nd hoist gear	For two-hook operation or for operation with swing-away jib if the hoist rope shall remain reeved.
Additional counterweight	31500 lbs for a total counterweight of 46300 lbs.
Tyres	8 tyres, size 525/80 R 25 (20.5 R 25).
Drive 8 x 8	Additional drive of the 1 st axle.

Other items of equipment available on request.

Equipment Equipment

Châssis porteur

Cadre	Fabrication Liebherr, construction en caisson indé-formable, en acier à haute résistance à grains fins.
Stabilisateurs	Dispositif de calage horizontal et vertical en 4 points, entièrement déployable hydrauliquement. Utilisation avec commande à distance, mise à niveau automatique du calage, inclinomètre électronique.
Moteur	Moteur diesel, 6 cylindres, fabriqué par Liebherr, de type D846 A7, à refroidissement par eau, de 350 kW (476 ch) à 1900 rpm, couple max. 1637 lbs-ft à 1200 rpm – 1500 rpm. Emissions des gaz d'échappement conformes aux directives 97/68/EG partie 3a et EPA/CARB Tier 3. Capacité du réservoir à carburant: 106 gallons.
Boîte de vitesse	Boîte de vitesses ZF à 12 rapports, mécanisme automatisé à commande AS-TRONIC. Ralentisseur hydrodynamique ZF directement accouplé à la boîte. Boîte de transfert à 2 étages avec blocage de différentiel.
Essieux	Essieux nécessitant peu d'entretien, les 4 essieux sont directeurs. Les essieux 2, 3 et 4 sont des essieux planétaires, tous les essieux moteurs avec différentiel transversal et l'essieu 3 avec différentiel longitudinal.
Suspension	Suspension hydropneumatique sur tous les essieux. Chaque essieu peut être bloqué hydrauliquement.
Pneumatiques	8 pneus de taille: 445/95 R 25 (16.00 R 25).
Direction	2 circuits avec direction assistée hydraulique. Direction active des essieux arrière et dépendante de la vitesse, programmes de direction spéciaux pour les différents modes de déplacement.
Freins	Freins de service : servofrein à air comprimé, tous les essieux sont munis de freins à disque, à 2 circuits. Frein à main : ressort accumulé agissant sur les roues des essieux 1, 2 et 3. Freins continus : frein moteur par clapet sur échappement avec système de ralentissement Liebherr ZBS. Ralentisseur hydrodynamique accouplé à la boîte de vitesses. ABV avec contrôle ASR.
Cabine du conducteur	Cabine spacieuse, en tôle d'acier, équipée «grand confort», suspendue sur silent blocs, vitrage de sécurité.
Installation électrique	Technique moderne de transmission de données par BUS de données, courant continu 24 Volts, 2 batteries de 170 Ah chacune.

Partie tournante

Châssis	Fabrication Liebherr, construction soudée indéformable, en acier à grain fin haute résistance. Couronne d'orientation à triple rangée de rouleaux.
Moteur	Moteur diesel Liebherr, 4 cylindres, de type D934L A6, à refroidissement par eau, de 129 kW (175 ch) à 1800 rpm, couple max. 601 lbs-ft à 1100 rpm – 1500 rpm. Emissions des gaz d'échappement conformes aux directives 97/68/EG partie 3a et EPA/CARB Tier 3. Capacité du réservoir à carburant: 70 gallons.

Entraînement de la grue	Diesel hydraulique avec 1 pompes à débit variable à piston axiaux, servocommande et régulation de la puissance, 1 double pompe à engrenages, circuits hydrauliques ouverts et régulés. Entraînement hydraulique compact, accouplé directement au moteur Diesel, mécanisme d'entraînement total fermé pour une bonne insonorisation.
Direction	Direction électrique «Load Sensing», 4 mouvements de travail dirigeable simultanément, deux leviers de commande à 4 positions et à autocentrage.
Mécanisme de levage	Moteur à cylindrée constante et à pistons axiaux. Treuil de marque Liebherr équipé d'un engrenage planétaire et d'un frein d'arrêt commandé par ressort. L'entraînement du treuil de levage s'effectue en circuit régulé et fermé.
Mécanisme de relevage	1 vérin différentiel avec soupapes de retenu.
Dispositif de rotation	Moteur à cylindrée constante à pistons axiaux, engrenage planétaire, frein d'arrêt commandé par ressort. Orientation de série commutable en circuit hydraulique ouvert ou fermé (freinage automatique ou au pied).
Cabine du grutier	Construction en tôle d'acier entièrement zinguée avec peinture par poudrage et cuisson au four, avec glaces de sécurité, équipement confortable, cabine inclinable vers l'arrière.
Dispositif de sécurité	Contrôleur de charge «LICCON2», système test limitation de la course pour le levage, soupape de sûreté contre la rupture de tubes et de tuyaux.
Flèche télescopique	Un élément de base et de 5 télescopes. Chaque partie peut être télescopée individuellement à l'aide du système de télescopage séquentiel rapide TELEMATIK. Longueur de flèche: 36 ft – 164 ft.
Contrepoids	14800 lbs
Circuit électrique	Technique moderne de transmission de données par BUS de données. Courant continu 24 Volts, 2 batteries de 170 Ah chacune.

Équipement supplémentaire

Fléchette pliante	Longueur: 34 ft – 62 ft, montable sous un angle de 0°, 20° ou 40°. Vérin hydraulique pour le relevage de la fléchette pliante de 0° à 40° (en option).
Rallonge flèche télescopique	Élément en treillis de 23 ft, de cette manière point d'articulation plus haute de 23 ft pour la flèche pliante.
2ème mécanisme de levage	Pour l'utilisation du deuxième crochet, ou bien pour une utilisation avec fléchette pliante lorsque le câble de levage principal rest mouflé.
Contrepoids supplémentaire	31500 lbs pour un contrepoids total de 46300 lbs.
Pneumatiques	8 pneus. Taille: 525/80 R 25 (20.5 R 25).
Entraînement 8 x 8	Essieu 1 est entraîné additionnellement.






Autres équipements supplémentaires sur demande.

Description of symbols Explication des symboles

General symbols Symboles généraux

	Outriggers Calage		Driving speed Vitesse de translation
	Outriggers – free on tyres Calage – libre sur pneus		Driving speed – Crawl speed Vitesse de translation – Marche lente
	Axle Essieu		Gear Vitesse
	Radius Portée		Hookblock / Capacity Moufle à crochet / Capacité de charge
	Boom length Longueur de la flèche		Hoist gear Treuil de levage
	Boom position Position de la flèche		Crane carrier Châssis porteur
	Counterweight Contrepoids		Crane superstructure Partie tournante de la grue
	Tyres Pneumatiques		Standard Norme
	Slewing gear / Working area 360° Mécanisme d'orientation / Plage de travail 360°		Gradability Aptitude à gravir les pentes

Crane specific symbols Symboles spécifiques à la grue

	Telescopic boom Flèche télescopique		Telescopic boom extension Rallonge flèche télescopique
	Swing away jib Fléchette pliante		Erection jib Fléchette de montage
	Hydraulic swing away jib Fléchette pliante hydraulique		

Remarks referring to load charts

1. The lifting capacities do not exceed 85 % of the tipping load according to ASME B 30.5.
The crane's structural steelwork is in accordance with EN 13000 and ASME B 30.5.
2. For the calculation of the load charts at least a wind speed of 23 ft/s (7 m/s, 15.7 mph) and regarding the load a sail area of 1 m² per ton load and a wind resistance coefficient of 1.2 on the load have been taken into account. For lifting of loads with large sail areas and/or high wind resistance coefficients the maximum wind speed as stated in the load charts has to be reduced.
3. Lifting capacities are given in kips.
4. The weight of the hook blocks and hooks must be deducted from the lifting capacities.
5. Working radii are measured from the slewing centreline.
6. The lifting capacities given for the telescopic boom only apply if the folding jib is taken off.
7. Lifting capacities above 139 kips / 176.3 kips only with additional pulley block/special equipment.
8. The data of this brochure serves only for general information. All information is provided without warranty. Instructions for the correct commissioning of the crane please take from the operation manual and the load chart book.

Remarques relatives aux tableaux des charges

1. La capacité de charge ne doit pas dépasser 85 % de la charge de basculement conformément à ASME B 30.5.
La structure métallique de la grue est conforme à EN 13000 et ASME B 30.5.
2. Une vitesse de vent de 23 ft/s (7 m/s, 15.7 mph) minimum, une surface de prise au vent de 1 m² par tonne ainsi qu'un coefficient de résistance au vent de la charge 1,2 sont pris en compte pour le calcul des tableaux de charge. Lorsque des charges ayant une surface de prise au vent et/ou un coefficient de résistance au vent plus élevé(e)s sont levées, la vitesse de vent maximale indiquée dans les tableaux de charge doit être réduite.
3. Les forces de levage sont données en kips.
4. Les poids des mouffes et crochets doit être soustrait des charges indiquées.
5. Les portées sont calculées à partir de l'axe de rotation.
6. Les forces indiquées pour la flèche télescopique s'entendent fléchette dépliée.
7. Forces de levage plus de 139 kips / 176.3 kips seulement avec moufle additionnel/équipement supplémentaire.
8. Les données de cette brochure sont données à titre informatif. Ces renseignements sont sans garantie. Les consignes relatives à la bonne mise en service de la grue sont disponibles dans le manuel d'utilisation et le manuel de tableaux de charge.

