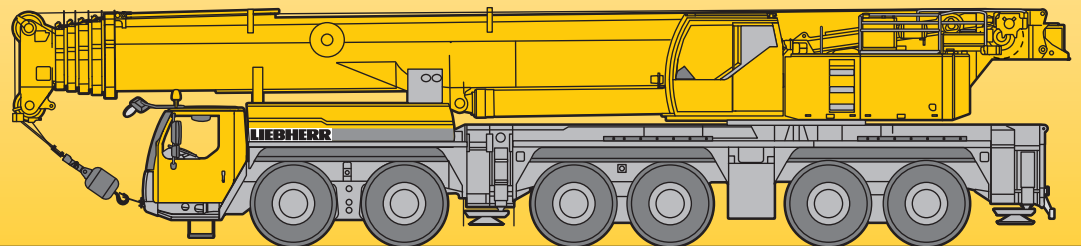


Mobile Crane Grue mobile

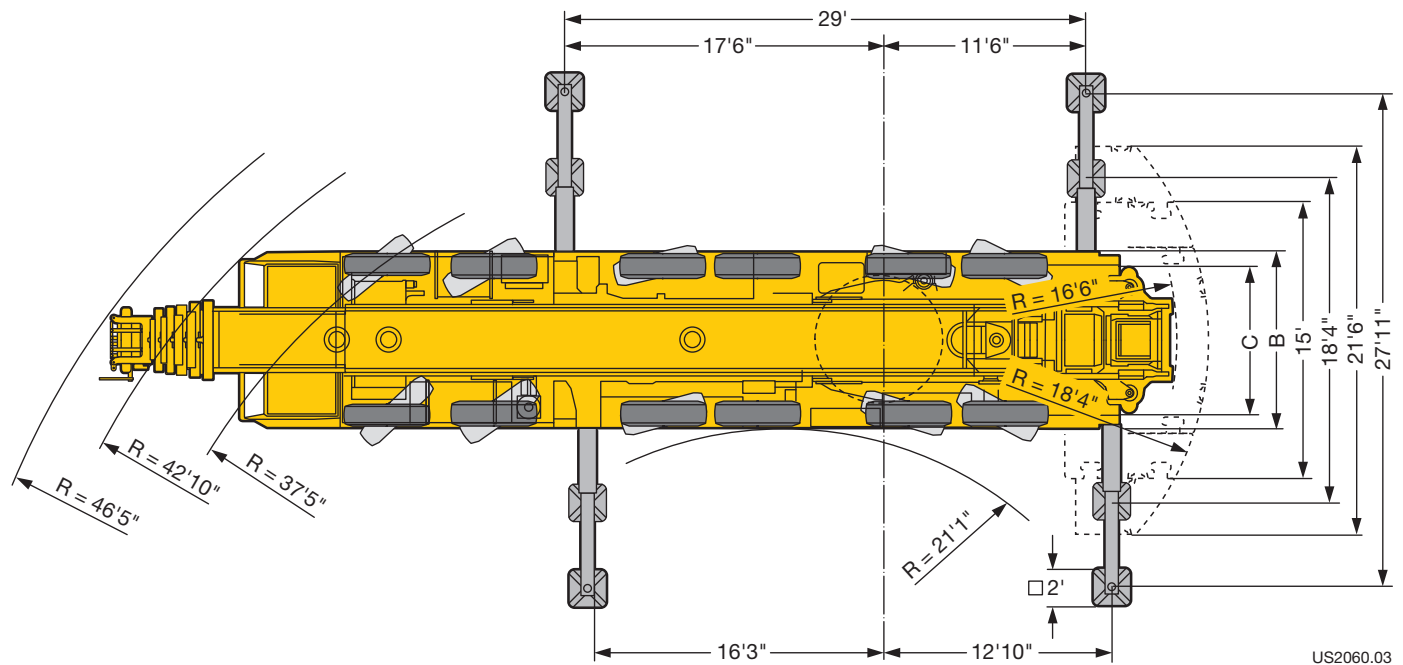
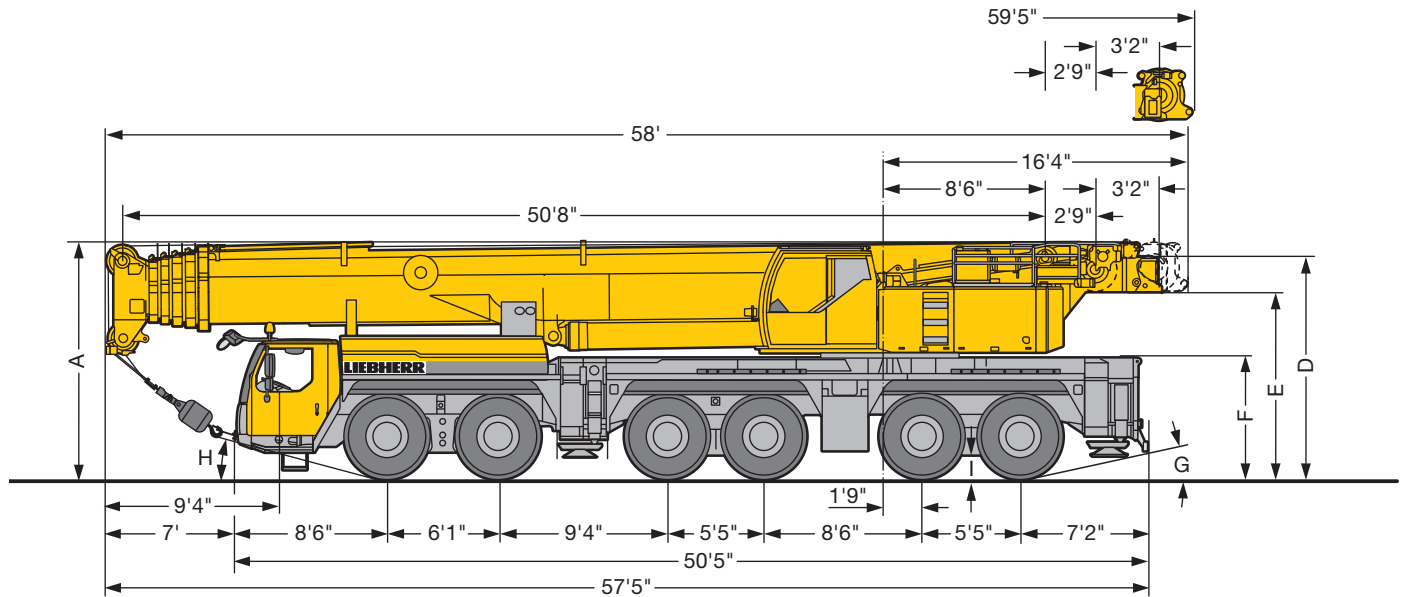
LTM 1250-6.1

Technical Data Caractéristiques techniques



LIEBHERR

Dimensions Encombrement



US2060.03

Dimensions / Encombrement										
	A	A	B	C	D	E	F	G	H	I
445/95 R 25 (16.00 R 25)	13'1"	12'8"*	9'10"	8'4"	12'4"	10'4"	6'9"	12°	14°	1'3"
525/80 R 25 (20.5 R 25)	13'1"	12'8"	10'8"	8'10"	12'4"	10'4"	6'9"	12°	14°	1'3"

* lowered / abaissé

Weights Poids



Axle Essieu lbs	1	2	3	4	5	6	Total weight lbs Poids total lbs
	26400	26400	26400	26400	26400	26400	158400



Load kips ¹⁾ Forces de levage kips ¹⁾	No. of sheaves Poulies	No. of lines Brins	Weight lbs Poids lbs
388	9	19	5290
315	7	14	3750
238	5	10	3200
156	3	6	2290
69	1	3	1850
22	–	1	1100

¹⁾ The safety regulations of the respective country shall be applicable.
Les spécifications de sécurité du pays concerné seront en vigueur.

Working speeds Vitesses





		1	2	3	4	5	6	7	8	9	10	11	12	R 1	R 2		
	445/95 R 25 (16.00 R 25) 525/80 R 25 (20.5 R 25)		3.5	4.5	5.8	7.5	9.5	12.8	16.1	20.6	26.7	34.2	43.4	50	3.8	4.9	
																47.9 %	



Drive Mécanismes	infinitely variable en continu	Rope diameter / Rope length Diamètre du câble / Longueur du câble	Max. single line pull Effort au brin maxi.
	0 – 427 ft/min single line ft/min au brin simple	0.9" / 1181'	23605 lbs
	0 – 492 ft/min single line ft/min au brin simple	0.9" / 1378'	23605 lbs
	0 – 1.6 rpm		
	approx. 60 seconds to reach 82° boom angle env. 60 s jusqu'à 82°		
	approx. 600 seconds for boom extension from 51 ft – 236 ft env. 600 s pour passer de 51 ft – 236 ft		

Lifting capacities Forces de levage

T

51 - 236 ft   214900 lbs **85%**





ft	51 ft		68 ft	85 ft	102 ft	119 ft	136 ft	153 ft	170 ft	187 ft	204 ft	221 ft	236 ft	ft
	*													
9		389												9
10	585	388	297											10
12	370	370	297	258										12
14	331	331	297	258										14
16	305	305	284	258	197									16
18	286	286	268	250	197	157								18
21	261	261	246	232	197	157	134							21
24	239	239	226	214	195	157	134	104						24
27	220	220	209	198	188	157	134	104	81.5					27
30	201	201	195	184	175	157	132	102	81.5	63.5				30
33	183	183	182	172	164	156	130	97.5	81	63.5				33
36	163	163	170	162	154	150	129	93.5	79	63.5	46.3			36
39	142	142	158	153	145	141	124	89.5	76.5	63.5	46.3	41.3		39
45			137	136	130	127	113	82	71.5	60.5	46.3	41.1		45
51			116	121	117	115	104	74.5	66	57.4	46.3	40.8	34	51
57			77.5	107	105	104	96	68	60.5	53.6	46	39.8	33.8	57
63				93	94.5	95	89	63	55.7	49.9	44	38.5	33.2	63
69				79	84	86	82.5	59.2	51	46.4	41.3	36.9	32.3	69
75					75	78.5	76.5	56.1	46.9	43.2	38.8	35.1	31	75
81					67	72.5	71	53.2	43.7	40	36.4	33.2	29.4	81
87					59.1	67	65	50.5	40.9	37	34.2	31.4	27.9	87
93						61	59.4	48	38.4	34.5	32.1	29.8	26.4	93
99						53.8	54.3	45.6	36.1	32.1	30.1	28.2	25.1	99
105							49.9	44	33.8	30.3	28.3	26.6	23.7	105
111							45.9	42.4	32	28.6	26.5	25.1	22.5	111
117							40.7	40.9	30.7	27	25	23.8	21.3	117
123							36.7	39.5	29.5	25.4	23.6	22.4	20.1	123
129								36.9	28.4	24.1	22.4	21.1	19	129
135								33.6	27.4	22.9	21.2	19.8	17.9	135
141								23.9	26.3	21.8	20.1	18.6	16.9	141
147									25.4	20.8	19.3	17.4	15.9	147
153									24.4	19.8	18.4	16.3	14.9	153
159										19	17.7	15.4	14	159
165										18.3	16.9	14.6	13.3	165
171										17.7	16.2	13.7	12.6	171
177										14.7	15.5	12.9	11.9	177
183											14.8	12.2	11.2	183
189												11.4	10.5	189
195												10.7	9.8	195
201												10	9.2	201
207													8.5	207
213													7.9	213

* over rear · en arrière

TAB 131201 / 131351

Lifting capacities Forces de levage

T

51 - 236 ft    187400 lbs  **85%**

ft	51 ft	68 ft	85 ft	102 ft	119 ft	136 ft	153 ft	170 ft	187 ft	204 ft	221 ft	236 ft	ft
9	389												9
10	388	297											10
12	370	297	258										12
14	331	297	258										14
16	305	284	258	197									16
18	286	268	250	197	157								18
21	261	246	232	197	157	134							21
24	239	226	214	195	157	134	104						24
27	220	209	198	188	157	134	104	81.5					27
30	201	195	184	175	157	132	102	81.5	63.5				30
33	183	182	172	164	156	130	97.5	81	63.5				33
36	163	170	162	154	150	129	93.5	79	63.5	46.3			36
39	142	158	153	145	141	124	89.5	76.5	63.5	46.3	41.3		39
45		137	136	130	127	113	82	71.5	60.5	46.3	41.1		45
51		116	119	116	115	104	74.5	66	57.4	46.3	40.8	34	51
57		77.5	103	102	103	96	68	60.5	53.6	46	39.8	33.8	57
63			90.5	89	91.5	89	63	55.7	49.9	44	38.5	33.2	63
69			78.5	78.5	83	82	59.2	51	46.4	41.3	36.9	32.3	69
75				70.5	76.5	74.5	56.1	46.9	43.2	38.8	35.1	31	75
81				64.5	69	67	53.2	43.7	40	36.4	33.2	29.4	81
87				59.1	63	61	50.5	40.9	37	34.2	31.4	27.9	87
93					57.3	55.2	48	38.4	34.5	32.1	29.8	26.4	93
99					52.4	50.2	45.6	36.1	32.1	30.1	28.2	25.1	99
105						45.8	44	33.8	30.3	28.3	26.6	23.7	105
111						42	42.4	32	28.6	26.5	25.1	22.5	111
117						38.6	40.3	30.7	27	25	23.8	21.3	117
123						36.2	37.4	29.5	25.4	23.6	22.4	20.1	123
129							34.6	28.4	24.1	22.4	21.1	19	129
135							32.2	27.4	22.9	21.2	19.8	17.9	135
141							23.3	26.3	21.8	20.1	18.6	16.9	141
147								25.4	20.8	19.3	17.4	15.9	147
153								24.4	19.8	18.4	16.3	14.9	153
159									19	17.7	15.4	14	159
165									18.3	16.9	14.6	13.3	165
171									17.7	16.2	13.7	12.6	171
177									14.7	15.5	12.9	11.9	177
183										14.8	12.2	11.2	183
189											11.4	10.5	189
195											10.7	9.8	195
201											10	9.2	201
207												8.5	207
213												7.9	213

TAB 131352

Lifting capacities Forces de levage

T





51 - 236 ft    159800 lbs  **85%**

ft	51 ft	68 ft	85 ft	102 ft	119 ft	136 ft	153 ft	170 ft	187 ft	204 ft	221 ft	236 ft	ft
9	389												9
10	388	297											10
12	370	297	258										12
14	331	297	258										14
16	305	284	258	197									16
18	286	268	250	197	157								18
21	261	246	232	197	157	134							21
24	239	226	214	195	157	134	104						24
27	220	209	198	188	157	134	104	81.5					27
30	201	195	184	175	157	132	102	81.5	63.5				30
33	183	182	172	164	156	130	97.5	81	63.5				33
36	163	169	162	154	150	129	93.5	79	63.5	46.3			36
39	142	155	153	145	141	124	89.5	76.5	63.5	46.3	41.3		39
45		130	130	127	127	113	82	71.5	60.5	46.3	41.1		45
51		113	111	109	110	104	74.5	66	57.4	46.3	40.8	34	51
57		77	96	94.5	97.5	94.5	68	60.5	53.6	46	39.8	33.8	57
63			84	82.5	88	84	63	55.7	49.9	44	38.5	33.2	63
69			74	74.5	79	74.5	59.2	51	46.4	41.3	36.9	32.3	69
75				69	70.5	66.5	56.1	46.9	43.2	38.8	35.1	31	75
81				64	63	59.7	53.2	43.7	40	36.4	33.2	29.4	81
87				57.5	56.9	53.9	50.5	40.9	37	34.2	31.4	27.9	87
93					51.3	48.9	48	38.4	34.5	32.1	29.8	26.4	93
99					46.4	44.4	45.5	36.1	32.1	30.1	28.2	25.1	99
105						41.5	41.9	33.8	30.3	28.3	26.6	23.7	105
111						39.8	38.3	32	28.6	26.5	25.1	22.5	111
117						37	34.9	30.7	27	25	23.8	21.3	117
123						34	31.8	29.5	25.4	23.6	22.4	20.1	123
129							29.1	28.4	24.1	22.4	21.1	19	129
135							26.6	27.2	22.9	21.2	19.8	17.9	135
141							20.5	25.4	21.8	20.1	18.6	16.9	141
147								23.3	20.8	19.3	17.4	15.9	147
153								21.5	19.8	18.4	16.3	14.9	153
159									19	17.7	15.4	14	159
165									18.1	16.9	14.6	13.3	165
171									16.7	16.1	13.7	12.6	171
177									14.7	14.8	12.9	11.9	177
183										13.6	11.8	11.2	183
189											10.7	10.5	189
195											9.6	9.6	195
201											8.6	8.6	201
207												7.6	207
213												6.8	213

TAB 131353

Lifting capacities Forces de levage

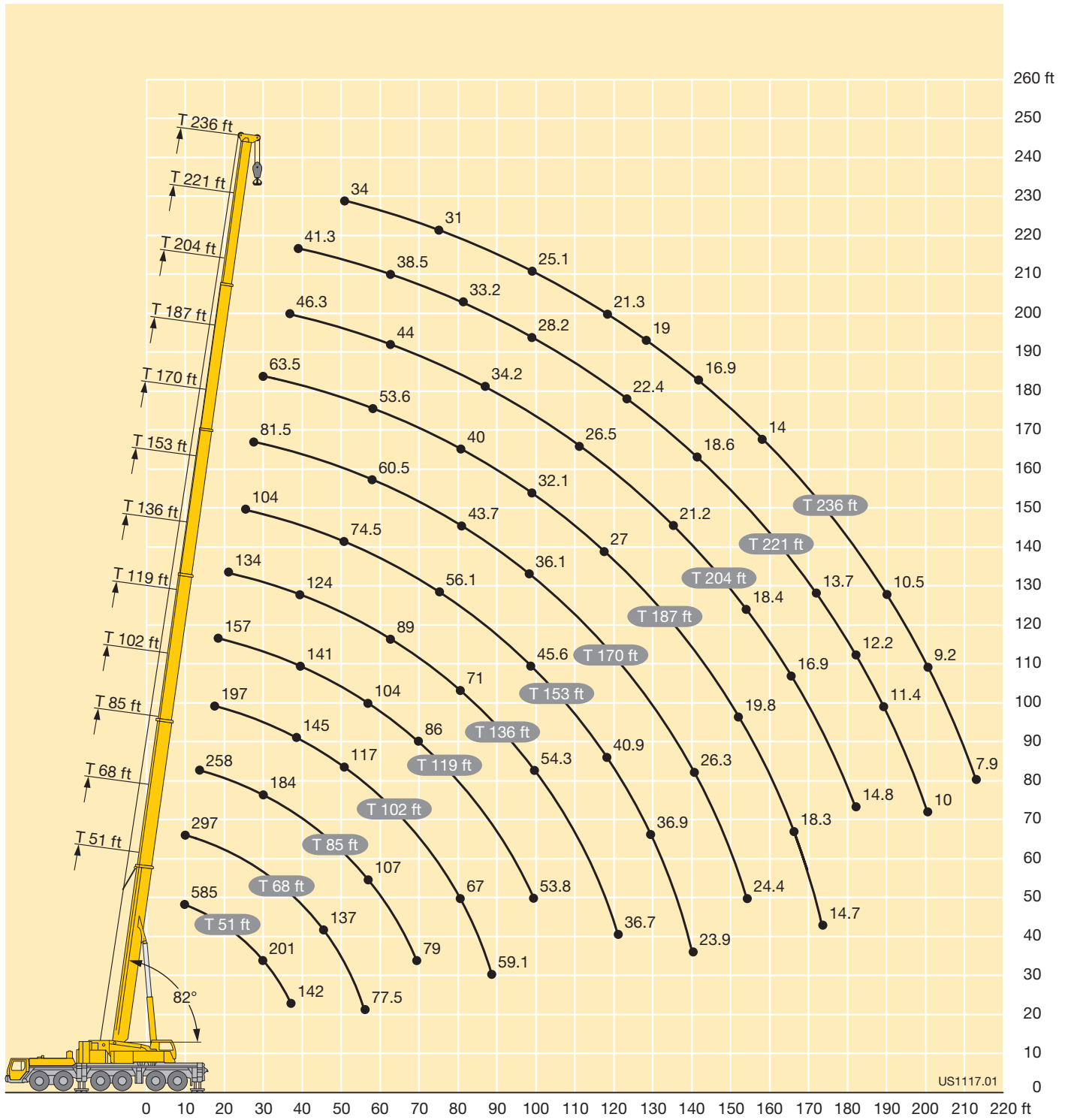
T

   													
ft	51 ft	68 ft	85 ft	102 ft	119 ft	136 ft	153 ft	170 ft	187 ft	204 ft	221 ft	236 ft	ft
9	389												9
10	388	297											10
12	370	297	258										12
14	331	297	258										14
16	305	284	258	197									16
18	277	256	234	192	157								18
21	231	212	191	171	149	133							21
24	185	169	153	139	131	126	103						24
27	149	142	131	128	117	107	99	80.5					27
30	123	121	116	109	101	94.5	89.5	79.5	63.5				30
33	104	104	100	94.5	87.5	86	78.5	72	63				33
36	89.5	90	87.5	83	78	76	71.5	67.5	62	46.3			36
39	78	79	77.5	74.5	69	68	65.5	61	56.4	46.3	41.3		39
45		63	62	62	55.8	57.4	54.3	51.7	48.1	44.4	40.6	33.9	45
51		50.8	51	51.6	49.3	48.6	45.9	43.8	40.4	37.8	34.2	32	51
57		41	42.5	43.4	42.1	41	38.8	36.8	33.7	31.4	28.1	27.3	57
63			35.8	36.7	35.7	34.8	32.9	31.1	28.3	26.2	23.2	22.5	63
69			29.8	31.3	30.4	29.8	28	26.4	23.8	21.9	19.1	18.6	69
75				26.9	26.1	25.6	24	22.5	20.1	18.4	15.7	15.3	75
81				23.1	22.5	22.1	20.6	19.3	17	15.3	12.8	12.4	81
87				19.6	19.5	19.2	17.7	16.5	14.3	12.8	10.3	10	87
93					16.8	16.7	15.2	14.1	12	10.5	8.1	7.8	93
99					14.3	14.5	13.1	12	9.9	8.5			99
105						12.5	11.2	10.2	8.2				105
111						10.6	9.6	8.6	6.6				111
117						9	8.1	7.1	5.2				117
123						7.6	6.7	5.9					123
129							5.3	4.8					129
135							4.2						135

TAB 131329

Lifting heights Hauteurs de levage

T



Lifting capacities Forces de levage

TK



ft	51 ft			68 ft			85 ft			102 ft			119 ft			136 ft			ft
	18 ft			18 ft			18 ft			18 ft			18 ft			18 ft			
	0°	20°	40°	0°	20°	40°	0°	20°	40°	0°	20°	40°	0°	20°	40°	0°	20°	40°	
10	135	108																	10
12	135	107		135	105														12
14	132	102	84	135	104														14
16	125	98.5	82.5	131	101	83.5	129	101											16
18	120	95	80.5	126	98	82.5	126	98.5	82.5		96								18
21	112	90	77.5	119	94	80	120	95	81	113	95	79		91					21
24	105	86	75	112	90	77.5	114	91.5	79	112	92	78.5	108	90.5	77.5				24
27	98.5	82	72.5	106	86.5	75.5	110	88.5	77	109	89	77.5	105	88	77	91	80		27
30	93	78.5	70.5	101	83	73.5	105	85.5	75	105	86.5	76	102	86	76	90	80	71.5	30
33	88	75.5	68.5	96.5	80	72	100	82.5	73	102	84	74	99.5	84	74.5	88	78.5	71.5	33
36	84	73	66.5	92	77.5	70.5	96.5	80	71.5	98	81.5	72.5	97	82	73	86.5	77	70.5	36
39	80	70	64	88.5	75.5	69	93	78	70	95	79.5	71.5	94.5	80	72	85	75.5	69.5	39
45	71.5	63	60	82	71	65	87	74	67.5	89	76	69	90	77	69.5	82.5	73	67.5	45
51	63	58.6	31.6	76	66	61.5	81.5	71	65	84	72.5	66.5	85.5	74	68	79.5	71	66	51
57	55.7	22.7		70	62	58.8	77	67.5	62	79.5	69.5	65	82	71.5	66	75.5	68.5	64.5	57
63				64	58.3	37.1	72.5	63.5	59.6	76	67	63	79	69.5	64.5	71.5	65	62	63
69				58	39.6	16.4	68	60.5	58	72.5	64.5	61	76	67.5	63	67.5	62	59.4	69
75							63.5	58.1	42.8	68.5	62	59	71.5	65.5	61.5	64.5	59.5	57.1	75
81							59.1	56	20.1	63.5	59.5	57.4	65	63	59.8	61.5	57.1	55.1	81
87							54.1	46.5		57.4	56.6	48.1	58.6	59.2	57.7	58.3	54.9	53.3	87
93										51.8	52.3	22.3	53	53.6	53.9	54.7	52.8	51.6	93
99										46.8	45.4	16.7	48	48.5	47.9	49.7	50.3	49.8	99
105													43.6	44	35.2	45.3	45.8	46	105
111													39.8	40.1	21.9	41.4	41.9	42	111
117													36.4	36.6	12.9	38	38.3	38.5	117
123													31.6	26.6	7.6	34.9	35.2	27	123
129																32.1	32.3	16.8	129
135																29.7	26.8	10.7	135
141																22.4			141

TAB 131430 / 131492 / 131489

Lifting capacities Forces de levage

TK



ft	153 ft			170 ft			187 ft			204 ft			221 ft			236 ft			ft
	18 ft			18 ft			18 ft			18 ft			18 ft			18 ft			
	0°	20°	40°	0°	20°	40°	0°	20°	40°	0°	20°	40°	0°	20°	40°	0°	20°	40°	
30	77.5	72.5																	30
33	77.5	72		62															33
36	77	71.5	67	62	62		46.3												36
39	76	70.5	66	62	62	60.5	46.3	46.3											39
45	71.5	68.5	65	59.9	60	59.9	46.3	46.3	46.3	38.8	38.8								45
51	66	65.5	63.5	56.9	57.2	56.8	46.3	46.3	46.3	38.8	38.8	38.8	31.5	31.5		23.4	23.4		51
57	61	61	60.5	53.1	53.3	53.4	45.2	45.6	45.8	38.4	38.4	38.3	31.5	31.5	31.5	23.4	23.4	23.4	57
63	55.9	55.8	56.1	49.4	49.5	49.9	42.8	43.3	43.6	37	37	37.2	31.2	31.1	31.1	23.4	23.4	23.4	63
69	51.2	51.2	51.6	45.9	46	46.3	40.1	40.4	40.7	35.1	35.3	35.4	30.3	30.2	30.3	23.4	23.4	23.4	69
75	47.1	47.1	47.4	42.5	42.7	42.9	37.6	37.8	38.1	33	33.5	33.5	29	29	29.1	23.3	23.3	23.4	75
81	43.6	43.7	43.7	39.2	39.5	39.7	35.2	35.4	35.7	31.1	31.6	31.7	27.6	27.6	27.8	22.8	22.8	23	81
87	40.5	40.6	40.5	36.2	36.4	36.7	32.9	33.1	33.4	29.3	29.7	29.9	26.2	26.3	26.5	21.8	21.8	22.1	87
93	37.5	37.6	37.6	33.7	33.9	34.1	30.7	30.9	31.1	27.7	27.9	28.1	24.9	25	25.2	20.9	20.9	21.1	93
99	34.8	34.9	34.9	31.2	31.5	31.7	28.7	28.9	29.1	26.1	26.2	26.5	23.6	23.8	24	20	20.1	20.3	99
105	32.2	32.3	32.4	29	29.2	29.4	26.7	26.9	27.2	24.5	24.7	24.9	22.3	22.6	22.9	19.1	19.2	19.4	105
111	29.7	29.8	30	26.9	27.1	27.3	24.9	25.1	25.3	23	23.2	23.4	21.2	21.4	21.7	18.3	18.5	18.6	111
117	27.8	28	28.1	24.9	25.1	25.3	23.1	23.3	23.5	21.6	21.7	21.9	19.9	20.2	20.4	17.4	17.6	17.8	117
123	26.1	26.2	26.4	23	23.2	23.3	21.5	21.7	21.9	20.2	20.3	20.5	18.8	19	19.2	16.4	16.6	16.9	123
129	24.5	24.6	24.8	21.5	21.6	21.7	19.9	20.1	20.2	18.8	19	19.1	17.7	17.9	18.1	15.5	15.7	15.9	129
135	23	23.1	23.2	20.1	20.3	20.3	18.4	18.6	18.7	17.6	17.7	17.8	16.7	16.8	17	14.5	14.7	14.9	135
141	21.5	21.6	19.2	18.8	19	19	17	17.2	17.3	16.5	16.6	16.7	15.6	15.8	16	13.7	13.8	14	141
147	20.1	20.2	13.5	17.6	17.7	17.7	15.9	16.1	16.2	15.6	15.6	15.7	14.6	14.8	14.9	12.8	13	13.2	147
153	16.8	16.9	9.2	16.4	16.6	16.4	14.9	15	15.1	14.7	14.8	14.8	13.6	13.8	13.9	12	12.2	12.3	153
159				15.3	15.4	14	13.8	14	14	14	14	14.1	12.6	12.8	12.9	11.2	11.4	11.5	159
165				14.2	14.3		12.9	12.9	13	13.1	13.3	13.3	11.7	11.8	11.9	10.5	10.6	10.8	165
171							11.9	12	12	12.3	12.4	12.4	10.9	11.1	11.2	9.8	9.9	10	171
177							11	11	11	11.5	11.6	11.6	10.2	10.4	10.4	9.2	9.3	9.4	177
183							10.1	10.1	9.8	10.8	10.8	10.8	9.5	9.6	9.7	8.6	8.8	8.8	183
189										10	10.1	10	8.9	8.9	9	8.1	8.2	8.2	189
195										9.3	9.4	9.2	8.2	8.3	8.3	7.5	7.7	7.6	195
201										8.6	8.7	8.5	7.6	7.7	7.7	7	7.1	7.1	201
207													7	7	7	6.5	6.5	6.5	207
213													6.4	6.4	6.4	6	6	5.9	213
219													5.8			5.4	5.5	5.4	219
225																4.9	5	4.8	225
231																4.4	4.5		231

TAB 131430 / 131492 / 131489

Lifting capacities Forces de levage

TK



ft	51 ft			170 ft			187 ft			204 ft			221 ft			236 ft			ft
	40 ft			40 ft			40 ft			40 ft			40 ft			40 ft			
	0°	20°	40°	0°	20°	40°	0°	20°	40°	0°	20°	40°	0°	20°	40°	0°	20°	40°	
11	40																		11
12	39.8																		12
13	39.4																		13
14	39.1																		14
15	38.8																		15
16	38.5																		16
17	38.2																		17
18	37.9	32.7																	18
20	37.3	32.6																	20
22	36.6	32																	22
24	36	31.2																	24
26	35.3	30.1																	26
28	34.7	29.2	22.8																28
30	33.9	28.3	22.8																30
32	32.6	27.5	22.8	40															32
34	31.2	26.8	22.6	40															34
36	29.9	26.1	22.2	40			34.9												36
38	28.6	25.5	21.8	39.7			34.9												38
40	27.4	24.9	21.5	39.5			34.9												40
45	24.5	23.5	20.8	38.9	32.3		34.9			29.1			23.3						45
50	22.1	22.5	20.2	38.3	31.4		34.6	30.6		29.1			23.3			19.6			50
55	20	21.3	19.8	37.6	30.3	22.8	34.2	30.1	22.6	29.1	27.9		23.3			19.6			55
60	18	19.8	19.6	36.8	29.2	22.7	33.8	29.2	22.5	28.9	27.8		23.3			19.6			60
65	16.3	17.8	18.9	36.2	28.2	22.3	33.5	28.3	22.2	28.7	27.4	21.6	23.3	23.3		19.6	19.6		65
70	14.9	16.1	17	35.5	27.5	21.9	32.9	27.5	21.8	28.5	26.7	21.4	23.3	23.3		19.6	19.6		70
75	13.7	14.5	16.1	34.8	26.8	21.6	32.4	26.8	21.5	28.2	26.1	21.1	23.2	23	20.2	19.6	19.6		75
80				33.9	26.1	21.3	31.7	26.1	21.2	27.9	25.5	20.8	22.9	22.5	20.2	19.6	19.6		80
85				32.6	25.4	21	30.6	25.5	20.9	26.9	24.9	20.6	22.2	22.1	20	19.3	19.4	19.2	85
90				31.1	24.8	20.8	29.2	24.9	20.7	25.8	24.4	20.3	21.6	21.5	19.8	18.7	18.9	19	90
95				29.7	24.2	20.5	27.8	24.4	20.5	24.6	23.9	20.2	21	20.8	19.6	18.2	18.3	18.6	95
100				28.3	23.6	20.3	26.5	23.9	20.2	23.6	23.4	20	20.4	20.2	19.4	17.7	17.8	18.1	100
105				27	23.2	20.1	25.2	23.4	20	22.5	22.9	19.8	19.8	19.6	19.3	17.1	17.3	17.7	105
110				25.8	22.8	19.9	24	22.9	19.9	21.6	22.1	19.7	19.2	18.9	18.9	16.6	16.9	17.2	110
115				24.6	22.3	19.8	22.9	22.5	19.7	20.6	21.3	19.6	18.6	18.3	18.4	16.1	16.4	16.7	115
120				23.4	22	19.6	21.8	21.9	19.6	19.7	20.3	19.4	17.9	17.8	17.8	15.7	16	16.2	120
125				22.4	21.6	19.5	20.7	21.2	19.4	18.8	19.4	19.2	17.2	17.2	17.3	15.2	15.5	15.7	125
130				21.5	21.2	19.4	19.5	20.1	19.2	17.9	18.5	18.9	16.5	16.7	16.7	14.5	14.9	15.2	130
135				20.6	20.5	19.3	18.4	19.1	19.1	17.1	17.6	18.1	15.8	16.1	16.2	13.9	14.4	14.7	135
140				19.7	19.6	19.1	17.4	18.1	18.6	16.3	16.8	17.3	15.1	15.6	15.7	13.3	13.8	14.2	140
145				18.8	18.8	18.9	16.6	17.1	17.7	15.5	15.9	16.5	14.4	15	15.2	12.7	13.2	13.7	145
150				18	18.1	18.2	16	16.1	16.8	14.7	15.1	15.7	13.8	14.3	14.8	12.1	12.6	13.1	150
155				17.2	17.3	17.5	15.4	15.4	15.9	13.9	14.4	14.9	13.2	13.7	14.2	11.5	12	12.5	155
160				16.5	16.6	16.8	14.8	14.7	15	13.3	13.7	14.1	12.6	13.1	13.5	11	11.4	11.9	160
165				15.9	15.9	16.2	14.2	14.1	14.3	12.8	13	13.4	12	12.5	12.8	10.4	10.9	11.4	165
170				15.3	15.3	15.5	13.7	13.5	13.7	12.3	12.5	12.7	11.5	11.9	12.2	9.9	10.3	10.8	170
175				14.8	14.8	14.9	13.2	12.9	13.1	11.9	12	12.1	10.9	11.3	11.6	9.4	9.8	10.2	175
180				14.2	14.3	14.3	12.7	12.4	12.6	11.4	11.5	11.6	10.3	10.7	11	8.9	9.4	9.7	180
185				13.7	13.8		12.2	11.9	12.1	11	11.1	11.1	9.7	10.1	10.4	8.5	8.9	9.2	185
190				13.2	13.3		11.7	11.5	11.5	10.5	10.7	10.7	9.2	9.6	9.9	8.1	8.5	8.8	190
195				10.6			11.2	11	11.1	10.1	10.3	10.3	8.6	9.1	9.3	7.7	8	8.3	195
200							10.8	10.6		9.7	9.9	9.8	8.2	8.7	8.8	7.3	7.6	7.9	200
205							10.3	10.2		9.3	9.5	9.4	7.8	8.2	8.2	7	7.1	7.5	205
210										9	9.1	9	7.3	7.8	7.7	6.6	6.7	7.1	210
215										8.6	8.7	8.6	7	7.3	7.2	6.3	6.4	6.7	215
220										8.2	8.3		6.6	6.9	6.7	6	6	6.2	220
225													6.2	6.5	6.3	5.6	5.6	5.8	225
230													5.8	6.1		5.2	5.3	5.4	230
235													5.5	5.7		4.9	4.9	5	235
240													5.1	5.3		4.5	4.6	4.6	240
245																4.1	4.3		245
250																3.8	3.9		250
255																3.4	3.5		255

TAB 131246 / 131254 / 131262

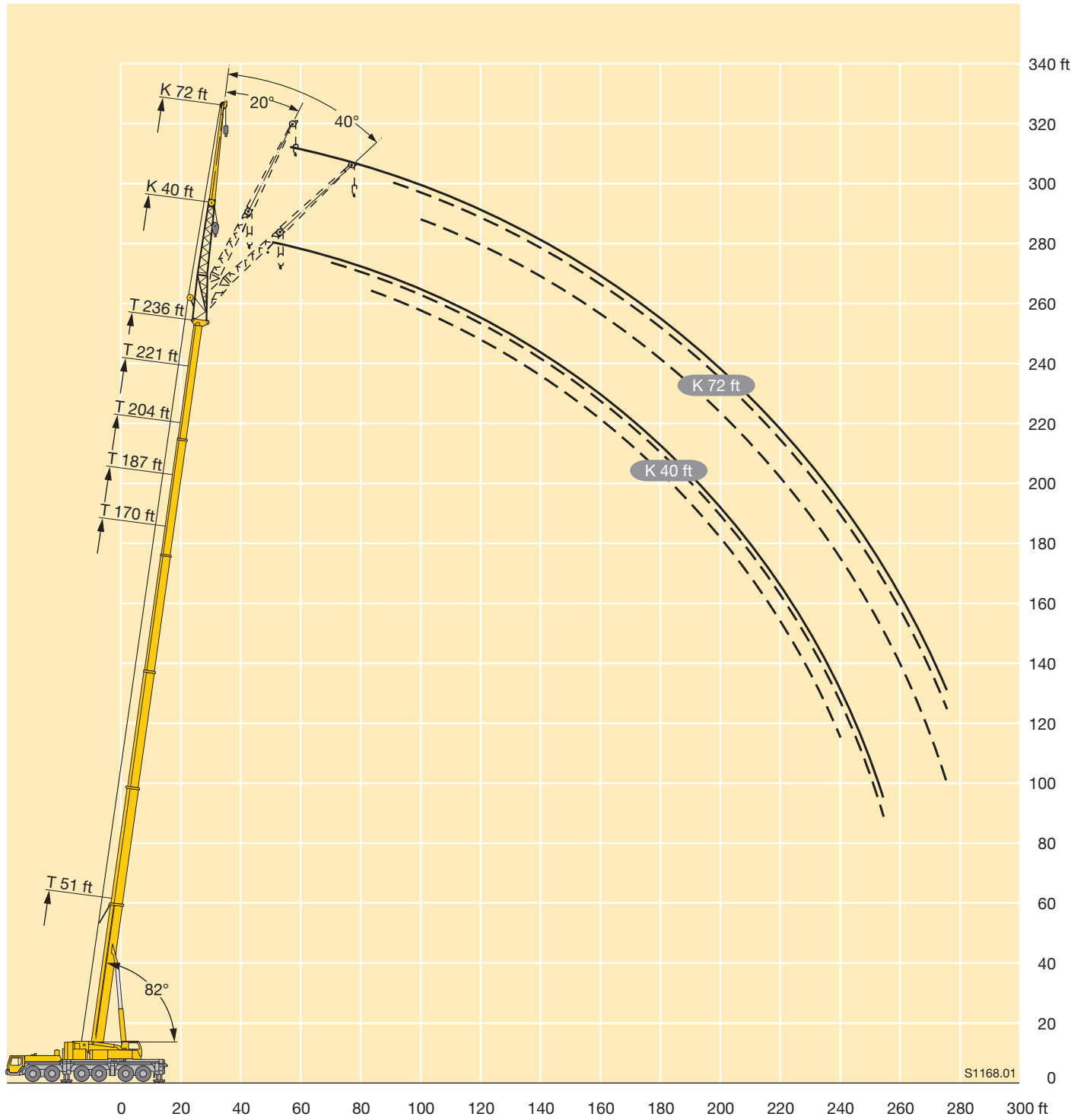
Lifting capacities Forces de levage

TK



ft	51 ft			170 ft			187 ft			204 ft			221 ft			236 ft			ft
	72 ft			72 ft			72 ft			72 ft			72 ft			72 ft			
	0°	20°	40°	0°	20°	40°	0°	20°	40°	0°	20°	40°	0°	20°	40°	0°	20°	40°	
13	17																		13
14	17																		14
15	17																		15
16	17																		16
17	17																		17
18	17																		18
20	17																		20
22	17																		22
24	17																		24
26	16.9																		26
28	16.8																		28
30	16.6																		30
32	16.4																		32
34	16.2																		34
36	16	14.6		17															36
38	15.9	14.6		17			16												38
40	15.7	14.5		17			16												40
45	15.1	14		17			16			14.3									45
50	14.6	13.4		17			16			14.3			13.1						50
55	14	12.9	11.4	17			16			14.3			13.1			11.6			55
60	13.5	12.4	11.3	16.9			16			14.3			13.1			11.6			60
65	13	12	10.9	16.8	14.6		15.9			14.3			13			11.6			65
70	12.5	11.6	10.5	16.5	14.4		15.7	14		14.3			12.9			11.6			70
75	12.2	11.2	10.2	16.3	14.1		15.5	13.8		14.2	12.9		12.9			11.6			75
80	11.9	10.9	9.9	16	13.8		15.3	13.5		14.1	12.8		12.8			11.6			80
85	11.6	10.7	9.7	15.8	13.6	11.4	15.1	13.3	11.2	14	12.7		12.6	11.9		11.6			85
90	11.2	10.4	9.5	15.6	13.3	11.3	14.9	13	11.1	13.9	12.5	10.7	12.6	11.8		11.5	10.9		90
95	10.8	10.1	9.4	15.3	13	11.1	14.7	12.8	11	13.7	12.3	10.7	12.5	11.6	10.2	11.4	10.9		95
100	10.3	9.9	9.3	15	12.8	10.9	14.5	12.6	10.9	13.6	12.1	10.6	12.4	11.4	10.2	11.3	10.8	9.7	100
105	9.6	9.7		14.7	12.5	10.7	14.3	12.4	10.7	13.4	11.9	10.5	12.3	11.3	10.1	11.2	10.7	9.7	105
110	9	9.4		14.4	12.3	10.5	14.1	12.1	10.6	13.3	11.7	10.3	12.2	11.1	10	11.2	10.6	9.7	110
115				14.2	12.1	10.4	13.8	12	10.4	13.1	11.6	10.2	12.1	11	9.9	11.1	10.5	9.6	115
120				13.9	11.9	10.2	13.6	11.8	10.2	12.9	11.4	10.2	12	10.9	9.8	11.1	10.4	9.4	120
125				13.6	11.7	10	13.4	11.6	10.1	12.8	11.2	10	11.9	10.7	9.7	11	10.3	9.3	125
130				13.3	11.5	9.9	13.2	11.4	10	12.6	11.1	9.9	11.8	10.6	9.5	10.9	10.2	9.2	130
135				13.1	11.4	9.8	12.9	11.3	9.9	12.4	11	9.8	11.7	10.5	9.4	10.9	10.1	9.1	135
140				12.8	11.2	9.7	12.7	11.1	9.8	12.3	10.8	9.6	11.6	10.4	9.4	10.8	10	9	140
145				12.6	11.1	9.7	12.5	11	9.7	12.1	10.7	9.5	11.4	10.3	9.3	10.7	10	9	145
150				12.4	10.9	9.6	12.3	10.9	9.6	11.9	10.7	9.5	11.3	10.2	9.2	10.4	9.9	8.9	150
155				12.2	10.8	9.5	12.2	10.8	9.6	11.8	10.6	9.4	11.2	10.2	9.1	10	9.8	8.8	155
160				12.1	10.7	9.5	12	10.7	9.5	11.6	10.5	9.4	11	10.1	9	9.6	9.7	8.8	160
165				11.9	10.6	9.4	11.8	10.7	9.5	11.4	10.4	9.3	10.7	10	9	9.1	9.6	8.7	165
170				11.8	10.5	9.3	11.6	10.6	9.4	11.1	10.4	9.2	10.2	9.9	9	8.8	9.5	8.7	170
175				11.6	10.3	9.3	11.4	10.5	9.4	10.6	10.3	9.2	9.8	9.8	9	8.4	9.2	8.6	175
180				11.5	10.2	9.3	11.1	10.3	9.4	10.1	10.1	9.2	9.4	9.7	9	8	8.8	8.6	180
185				11.3	10.1	9.3	10.6	10.2	9.3	9.7	10	9.2	9	9.5	9	7.6	8.4	8.6	185
190				11.1	10	9.3	10.2	10	9.3	9.2	9.8	9.2	8.6	9.3	9	7.3	8	8.6	190
195				10.8	9.8	9.3	9.8	9.9	9.3	8.8	9.4	9.2	8.2	8.9	9	6.9	7.6	8.3	195
200				10.6	9.7	9.3	9.5	9.6	9.3	8.4	8.9	9	7.8	8.5	8.8	6.6	7.2	7.9	200
205				10.3	9.7	9.3	9.1	9.3	9.2	8.1	8.5	8.7	7.4	8.1	8.5	6.3	6.9	7.5	205
210				10	9.7	9.3	8.8	8.9	9.1	7.7	8.1	8.4	7	7.7	8.1	6	6.5	7.1	210
215				9.7	9.6	9.3	8.4	8.6	8.7	7.5	7.8	8.1	6.7	7.2	7.6	5.7	6.2	6.7	215
220				9.3	9.4		8.1	8.2	8.3	7.2	7.4	7.7	6.3	6.8	7.2	5.4	5.9	6.4	220
225							7.8	7.9	7.9	6.9	7.1	7.4	6	6.4	6.7	5.1	5.6	6	225
230							7.5	7.5		6.7	6.8	7	5.7	6.1	6.3	4.9	5.3	5.6	230
235							7.2	7.2		6.4	6.6	6.7	5.4	5.7	5.9	4.5	5	5.3	235
240							6.9			6.2	6.3	6.3	5.1	5.4	5.5	4.2	4.7	5	240
245										6	6.1		4.9	5.1	5.2	3.9	4.4	4.6	245
250										5.7	5.8		4.6	4.8	4.8	3.6	4.1	4.3	250
255										5.5	5.6		4.3	4.4	4.4	3.3	3.7	3.9	255
260													4	4.2	4.1	3	3.4	3.5	260
265													3.7	3.8		2.7	3	3.1	265
270													3.4	3.5		2.4	2.7	2.7	270
275													3.1	3.2		2.2	2.4	2.3	275

TAB 131246 / 131254 / 131262



S1168.01

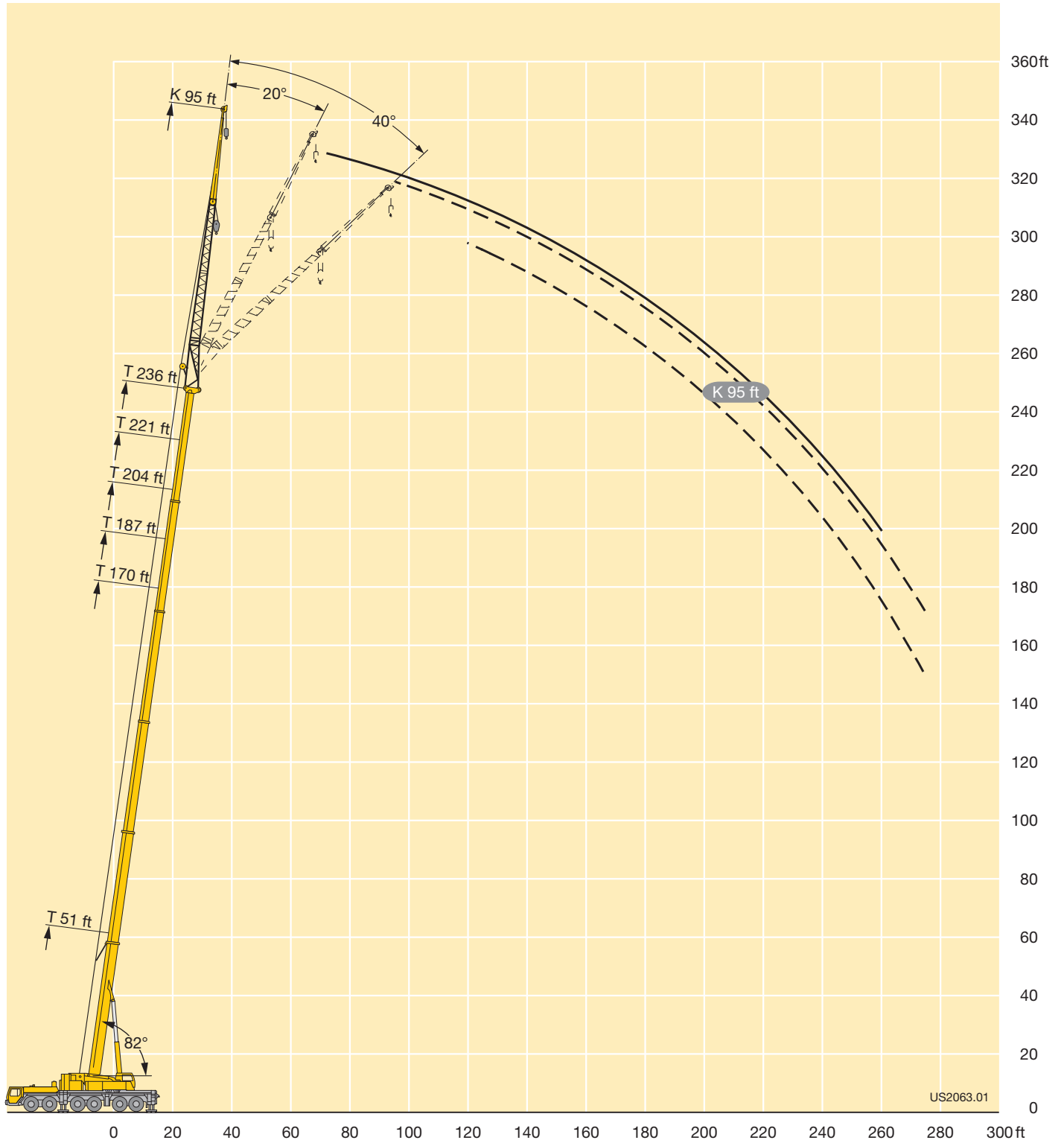
Lifting capacities Forces de levage

TK



ft	51 ft			170 ft			187 ft			204 ft			221 ft			236 ft			ft
	95 ft			95 ft			95 ft			95 ft			95 ft			95 ft			
	0°	20°	40°	0°	20°	40°	0°	20°	40°	0°	20°	40°	0°	20°	40°	0°	20°	40°	
16	12.9																		16
17	12.9																		17
18	12.9																		18
20	12.9																		20
22	12.9																		22
24	12.9																		24
26	12.9																		26
28	12.8																		28
30	12.8																		30
32	12.8																		32
34	12.7																		34
36	12.6																		36
38	12.4			12.9															38
40	12.1			12.9															40
45	11.5			12.9			11.6												45
50	11	9.9		12.9			11.6			10.2									50
55	10.5	9.7		12.8			11.6			10.2			9						55
60	10	9.2		12.8			11.6			10.2			9						60
65	9.6	8.7		12.8			11.6			10.2			9						65
70	9.2	8.3	7	12.7			11.6			10.2			9			7.8			70
75	8.8	7.9	6.9	12.5	10		11.6			10.2			9			7.8			75
80	8.5	7.6	6.7	12.2	9.9		11.6			10.2			9			7.8			80
85	8.1	7.3	6.5	11.8	9.6		11.5	9.2		10.2	8.5		9			7.8			85
90	7.8	7	6.2	11.5	9.3		11.2	9.1		10.2	8.5		9	7.8		7.8			90
95	7.6	6.8	6	11.2	9.1	7	10.9	8.9		10.1	8.4		9	7.8		7.8	7		95
100	7.3	6.6	5.9	10.9	8.8	7	10.6	8.7	6.8	9.9	8.2		9	7.7		7.8	7		100
105	7	6.3	5.8	10.6	8.6	6.9	10.4	8.4	6.8	9.7	8.1		8.9	7.5		7.8	7		105
110	6.8	6.1	5.7	10.4	8.4	6.8	10.2	8.3	6.7	9.5	7.9	6.3	8.7	7.4		7.8	7		110
115	6.6	6	5.6	10.1	8.2	6.6	9.9	8.1	6.6	9.3	7.7	6.3	8.6	7.3	5.8	7.8	6.9		115
120	6.4	5.8	5.6	9.9	8	6.5	9.7	7.9	6.5	9.1	7.5	6.3	8.4	7.1	5.8	7.7	6.8	5.6	120
125	6.2	5.7	5.5	9.6	7.8	6.4	9.4	7.7	6.4	8.9	7.4	6.3	8.2	7	5.8	7.7	6.6	5.6	125
130	6	5.7	5	9.4	7.6	6.3	9.2	7.5	6.3	8.8	7.3	6.2	8.1	6.9	5.8	7.6	6.5	5.6	130
135				9.2	7.5	6.2	9	7.4	6.2	8.6	7.1	6.1	7.9	6.8	5.8	7.4	6.4	5.6	135
140				9	7.3	6.1	8.8	7.2	6.1	8.4	7	6	7.8	6.7	5.8	7.3	6.3	5.6	140
145				8.8	7.1	6	8.6	7.1	6	8.2	6.8	6	7.7	6.5	5.8	7.2	6.3	5.6	145
150				8.6	7	5.9	8.5	6.9	6	8.1	6.7	5.9	7.5	6.4	5.8	7.1	6.2	5.6	150
155				8.4	6.9	5.9	8.3	6.8	5.9	7.9	6.6	5.9	7.4	6.3	5.7	7	6.1	5.6	155
160				8.2	6.8	5.8	8.1	6.7	5.8	7.7	6.6	5.8	7.3	6.3	5.7	6.9	6	5.5	160
165				8	6.7	5.8	7.9	6.6	5.7	7.6	6.5	5.7	7.2	6.2	5.6	6.8	6	5.5	165
170				7.9	6.6	5.7	7.8	6.6	5.7	7.4	6.4	5.7	7.1	6.1	5.6	6.7	5.9	5.4	170
175				7.7	6.5	5.7	7.6	6.5	5.6	7.3	6.4	5.6	7	6.1	5.5	6.6	5.8	5.4	175
180				7.6	6.4	5.6	7.5	6.4	5.6	7.2	6.3	5.6	6.9	6	5.5	6.5	5.8	5.4	180
185				7.4	6.2	5.6	7.3	6.3	5.5	7.1	6.2	5.5	6.8	6	5.4	6.4	5.8	5.4	185
190				7.3	6.1	5.6	7.2	6.3	5.5	7	6.1	5.5	6.7	6	5.4	6.3	5.7	5.3	190
195				7.1	6.1	5.6	7.1	6.2	5.4	6.9	6.1	5.4	6.6	5.9	5.4	6.1	5.7	5.3	195
200				7	6	5.6	7	6.1	5.4	6.8	6.1	5.4	6.6	5.9	5.4	5.8	5.6	5.3	200
205				6.8	5.9	5.6	6.9	6.1	5.4	6.8	6	5.4	6.5	5.9	5.4	5.5	5.6	5.3	205
210				6.7	5.8	5.6	6.8	6	5.4	6.7	6	5.4	6.4	5.8	5.4	5.3	5.5	5.3	210
215				6.6	5.8	5.6	6.7	5.9	5.4	6.5	5.9	5.4	6.1	5.8	5.4	5	5.5	5.3	215
220				6.5	5.8	5.6	6.6	5.9	5.4	6.3	5.9	5.4	5.8	5.8	5.4	4.7	5.4	5.3	220
225				6.4	5.7	5.6	6.5	5.8	5.4	6.1	5.8	5.4	5.6	5.8	5.4	4.4	5.3	5.3	225
230				6.3	5.7	5.6	6.4	5.8	5.4	5.9	5.8	5.4	5.3	5.7	5.4	4.2	5	5.3	230
235				6.2	5.7	5.6	6.2	5.7	5.4	5.7	5.7	5.4	5	5.6	5.4	3.9	4.7	5.1	235
240				6.1	5.7		6	5.6	5.4	5.5	5.5	5.4	4.7	5.3	5.4	3.6	4.4	4.9	240
245				6			5.8	5.6	5.4	5.3	5.3	5.4	4.4	5	5.3	3.4	4.1	4.7	245
250							5.6	5.5		5.1	5.1	5.4	4.1	4.7	5	3.1	3.8	4.3	250
255							5.4	5.4		4.9	4.9	5.1	3.7	4.4	4.6	2.9	3.5	4	255
260							5.2	5.3		4.7	4.8	4.8	3.5	4.1	4.3	2.6	3.2	3.6	260
265										4.5	4.6	4.4	3.2	3.7	3.9		2.9	3.2	265
270										4.3	4.4		2.9	3.4	3.5		2.6	2.8	270
275										4.2	4.2		2.7	3.1	3.1		2.3	2.5	275
280										4			2.4	2.8	2.7				280
285														2.4					285

TAB 131246 / 131254 / 131262



US2063.01

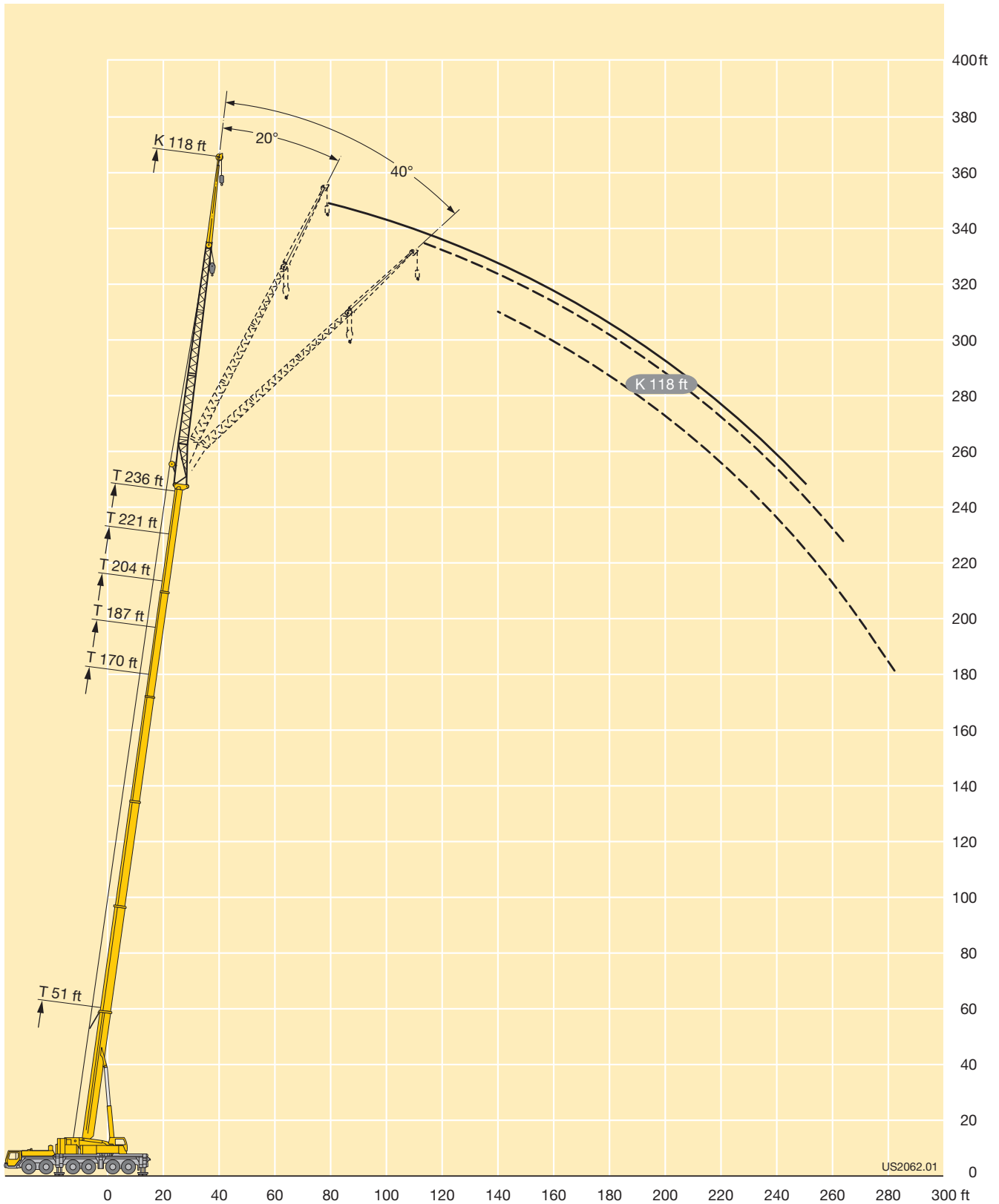
Lifting capacities Forces de levage

TK



ft	51 ft			170 ft			187 ft			204 ft			221 ft			236 ft			ft
	118 ft			118 ft			118 ft			118 ft			118 ft			118 ft			
	0°	20°	40°	0°	20°	40°	0°	20°	40°	0°	20°	40°	0°	20°	40°	0°	20°	40°	
18	8.7																		18
20	8.7																		20
22	8.7																		22
24	8.7																		24
26	8.7																		26
28	8.7																		28
30	8.7																		30
32	8.7																		32
34	8.7																		34
36	8.7																		36
38	8.7																		38
40	8.7																		40
45	8.4																		45
50	8			8.5															50
55	7.6	6.1		8.5			7.8												55
60	7.2	6.1		8.5			7.8												60
65	6.9	6.1		8.5			7.8			6.8									65
70	6.5	5.9		8.5			7.8			6.8			5.8						70
75	6.2	5.7		8.5			7.8			6.8			5.8			4.9			75
80	6	5.4		8.5			7.8			6.8			5.8			4.9			80
85	5.7	5.2		8.3			7.8			6.8			5.8			4.9			85
90	5.4	5	4.4	8.1	6.1		7.7	5.8		6.8			5.8			4.9			90
95	5.2	4.7	4.3	7.8	6		7.6	5.8		6.8			5.8			4.9			95
100	5	4.6	4.2	7.6	6		7.3	5.7		6.8	5.1		5.8	4.6		4.9			100
105	4.9	4.4	4	7.4	5.8		7.1	5.6		6.6	5.1		5.8	4.6		4.9			105
110	4.7	4.3	3.9	7.2	5.7		6.9	5.5		6.5	5.1		5.8	4.6		4.9	4.1		110
115	4.6	4.2	3.8	7	5.5	4.1	6.7	5.4		6.3	5.1		5.7	4.6		4.9	4.1		115
120	4.5	4.1	3.7	6.8	5.3	4.1	6.5	5.3	3.9	6.2	5.1		5.6	4.6		4.9	4.1		120
125	4.3	3.9	3.6	6.6	5.2	4.1	6.4	5.1	3.9	6	4.9		5.6	4.6		4.9	4.1		125
130	4.2	3.9	3.5	6.4	5.1	4.1	6.2	5	3.9	5.9	4.8	3.6	5.4	4.6		4.9	4.1		130
135	4.1	3.8	3.4	6.2	5	4	6.1	4.9	3.9	5.7	4.7	3.6	5.3	4.5	3.5	4.9	4.1		135
140	4	3.7	3.4	6.1	4.8	3.9	5.9	4.8	3.9	5.6	4.6	3.6	5.2	4.4	3.5	4.8	4.1	3.2	140
145	3.9	3.6	3.4	5.9	4.7	3.9	5.8	4.7	3.9	5.5	4.6	3.6	5.1	4.3	3.5	4.8	4.1	3.2	145
150	3.8	3.5	3.4	5.8	4.6	3.9	5.7	4.6	3.7	5.4	4.5	3.6	5	4.2	3.5	4.7	4	3.2	150
155	3.7	3.4		5.6	4.5	3.8	5.6	4.5	3.6	5.3	4.4	3.6	4.9	4.2	3.5	4.6	4	3.2	155
160				5.5	4.4	3.7	5.4	4.4	3.6	5.2	4.3	3.6	4.9	4.1	3.5	4.6	3.9	3.2	160
165				5.3	4.4	3.7	5.3	4.3	3.6	5.1	4.2	3.6	4.8	4	3.5	4.5	3.9	3.2	165
170				5.2	4.4	3.7	5.2	4.3	3.6	5	4.1	3.5	4.7	4	3.5	4.4	3.8	3.2	170
175				5.1	4.3	3.6	5.1	4.2	3.6	4.9	4.1	3.5	4.6	3.9	3.5	4.4	3.8	3.2	175
180				5	4.2	3.6	5	4.2	3.6	4.8	4	3.5	4.6	3.9	3.4	4.3	3.7	3.2	180
185				4.9	4.2	3.6	4.9	4.1	3.6	4.7	4	3.5	4.5	3.8	3.4	4.3	3.7	3.2	185
190				4.8	4.1	3.5	4.8	4.1	3.5	4.6	4	3.5	4.4	3.8	3.4	4.2	3.6	3.2	190
195				4.7	4	3.5	4.7	4	3.5	4.6	3.9	3.5	4.4	3.7	3.4	4.1	3.6	3.2	195
200				4.6	4	3.5	4.6	4	3.5	4.5	3.9	3.5	4.3	3.7	3.4	4.1	3.6	3.2	200
205				4.6	3.9	3.4	4.6	3.9	3.4	4.4	3.9	3.4	4.2	3.7	3.4	4.1	3.5	3.2	205
210				4.5	3.9	3.4	4.5	3.9	3.4	4.4	3.8	3.4	4.2	3.7	3.4	4	3.5	3.2	210
215				4.4	3.8	3.4	4.4	3.8	3.4	4.3	3.8	3.4	4.1	3.7	3.4	3.9	3.5	3.2	215
220				4.3	3.8	3.4	4.4	3.8	3.4	4.3	3.7	3.4	4.1	3.6	3.4	3.8	3.4	3.2	220
225				4.2	3.7	3.4	4.3	3.8	3.4	4.2	3.7	3.4	4.1	3.6	3.4	3.7	3.4	3.2	225
230				4.2	3.7	3.4	4.3	3.7	3.4	4.1	3.7	3.4	4	3.6	3.4	3.4	3.4	3.2	230
235				4.1	3.6	3.4	4.2	3.7	3.4	4.1	3.6	3.4	4	3.6	3.4	3.2	3.3	3.2	235
240				4.1	3.6	3.4	4.1	3.6	3.4	4	3.6	3.4	3.9	3.5	3.4	2.9	3.3	3.2	240
245				4	3.5	3.4	4.1	3.6	3.4	4	3.5	3.4	3.8	3.5	3.3	2.7	3.2	3.2	245
250				3.9	3.5	3.4	4	3.6	3.4	3.9	3.5	3.4	3.6	3.4	3.3		3.1	3.2	250
255				3.9	3.5	3.4	4	3.5	3.4	3.9	3.5	3.4	3.3	3.4	3.3		3	3.2	255
260				3.8	3.4		3.9	3.5	3.4	3.8	3.4	3.4	3	3.4	3.3		2.8	3.2	260
265				3.7	3.4		3.8	3.4	3.4	3.8	3.4	3.4	2.7	3.3	3.3		2.6	3.1	265
270							3.7	3.4		3.6	3.3	3.4	2.5	3.2	3.2			2.9	270
275							3.7	3.4		3.4	3.3	3.2	2.2	2.9	3.2			2.6	275
280							3.7	3.4		3.3	3.3	3.2		2.6	2.9			2.3	280
285							3.6			3.1	3.2				2.5				285
290										2.9	3.1								290
295										2.7	2.9								295
300										2.6	2.7								300

TAB 131246 / 131254 / 131262



US2062.01

Lifting capacities Forces de levage

TNZK



ft	51 ft			68 ft			85 ft			102 ft			119 ft			136 ft			ft
	18 ft			18 ft			18 ft			18 ft			18 ft			18 ft			
	0°	20°	45°	0°	20°	45°	0°	20°	45°	0°	20°	45°	0°	20°	45°	0°	20°	45°	
10	135	108																	10
12	135	107		135	105														12
14	132	102	82.5	135	104														14
16	125	98.5	81	131	101	81	129	101											16
18	120	95	79	126	98	80	126	98.5	79		96								18
21	112	90	76.5	119	94	78	120	95	78	113	95	76.5		91					21
24	105	86	74	112	90	75.5	114	91.5	76.5	112	92	76	108	90.5	75				24
27	98.5	82	72	106	86.5	73.5	110	88.5	74.5	109	89	75.5	105	88	75	91	80		27
30	93	78.5	70	101	83	72	105	85.5	73	105	86.5	74	102	86	74	90	80		30
33	88	75.5	67.5	96.5	80	70.5	100	82.5	71.5	102	84	72.5	99.5	84	72.5	88	78.5	70	33
36	84	73	65.5	92	77.5	69	96.5	80	70	98	81.5	71	97	82	71.5	86.5	77	69	36
39	80	70	63.5	88.5	75.5	67.5	93	78	69	95	79.5	70	94.5	80	70.5	85	75.5	68.5	39
45	71.5	63	29	82	71	64	87	74	66.5	89	76	67.5	90	77	68.5	82.5	73	66.5	45
51	63	58.6	16.4	76	66	61	81.5	71	64	84	72.5	66	85.5	74	67	79.5	71	65.5	51
57	55.7	22.7		70	62	35	77	67.5	61.5	79.5	69.5	64.5	82	71.5	65.5	75.5	68.5	64	57
63				64	58.3	19.8	72.5	63.5	59.5	76	67	62.5	79	69.5	64	71.5	65	61.5	63
69				58	39.6	12.2	68	60.5	40.4	72.5	64.5	60.5	76	67.5	62.5	67.5	62	59	69
75							63.5	58.1	21.7	68.5	62	59.1	71.5	65.5	61	64.5	59.5	56.8	75
81							59.1	56	16.1	63.5	59.5	46.1	65	63	59.8	61.5	57.1	55	81
87							54.1	46.5		57.4	56.6	22.8	58.6	59.2	57.9	58.3	54.9	53.3	87
93										51.8	52.3	19.5	53	53.6	53.9	54.7	52.8	51.7	93
99										46.8	45.4	11.1	48	48.5	46.8	49.7	50.3	50	99
105													43.6	44	22.5	45.3	45.8	46	105
111													39.8	40.1	13.8	41.4	41.9	42	111
117													36.4	36.6	9.2	38	38.3	26.5	117
123													31.6	26.6		34.9	35.2	16.6	123
129																32.1	32.3	11.3	129
135																29.7	26.8	8	135
141																22.4			141

TAB 131430 / 131492 / 131540

Lifting capacities Forces de levage

TNZK



ft	153 ft			170 ft			187 ft			204 ft			221 ft			236 ft			ft
	18 ft			18 ft			18 ft			18 ft			18 ft			18 ft			
	0°	20°	45°	0°	20°	45°	0°	20°	45°	0°	20°	45°	0°	20°	45°	0°	20°	45°	
30	77.5	72.5																	30
33	77.5	72		62															33
36	77	71.5	66	62	62		46.3												36
39	76	70.5	65.5	62	62	60.5	46.3	46.3											39
45	71.5	68.5	64	59.9	60	60	46.3	46.3	46.3	38.8	38.8								45
51	66	65.5	63	56.9	57.2	57	46.3	46.3	46.3	38.8	38.8	38.8	31.5	31.5		23.4	23.4		51
57	61	61	60.5	53.1	53.3	53.6	45.2	45.6	45.8	38.4	38.4	38.4	31.5	31.5	31.5	23.4	23.4	23.4	57
63	55.9	55.8	56.2	49.4	49.5	50	42.8	43.3	43.7	37	37	37.3	31.2	31.1	31.2	23.4	23.4	23.4	63
69	51.2	51.2	51.6	45.9	46	46.4	40.1	40.4	40.9	35.1	35.3	35.5	30.3	30.2	30.4	23.4	23.4	23.4	69
75	47.1	47.1	47.4	42.5	42.7	43	37.6	37.8	38.3	33	33.5	33.6	29	29	29.2	23.3	23.3	23.3	75
81	43.6	43.7	43.7	39.2	39.5	39.8	35.2	35.4	35.8	31.1	31.6	31.8	27.6	27.6	27.8	22.8	22.8	23	81
87	40.5	40.6	40.6	36.2	36.4	36.8	32.9	33.1	33.5	29.3	29.7	30	26.2	26.3	26.5	21.8	21.8	22.1	87
93	37.5	37.6	37.7	33.7	33.9	34.2	30.7	30.9	31.2	27.7	27.9	28.2	24.9	25	25.3	20.9	20.9	21.2	93
99	34.8	34.9	35	31.2	31.5	31.8	28.7	28.9	29.1	26.1	26.2	26.6	23.6	23.8	24.1	20	20.1	20.3	99
105	32.2	32.3	32.4	29	29.2	29.5	26.7	26.9	27.2	24.5	24.7	25	22.3	22.6	23	19.1	19.2	19.5	105
111	29.7	29.8	30	26.9	27.1	27.3	24.9	25.1	25.4	23	23.2	23.4	21.2	21.4	21.7	18.3	18.5	18.7	111
117	27.8	28	28.1	24.9	25.1	25.3	23.1	23.3	23.6	21.6	21.7	21.9	19.9	20.2	20.5	17.4	17.6	17.9	117
123	26.1	26.2	26.4	23	23.2	23.4	21.5	21.7	21.9	20.2	20.3	20.5	18.8	19	19.3	16.4	16.6	16.9	123
129	24.5	24.6	24.3	21.5	21.6	21.8	19.9	20.1	20.3	18.8	19	19.2	17.7	17.9	18.2	15.5	15.7	15.9	129
135	23	23.1	18.8	20.1	20.3	20.3	18.4	18.6	18.7	17.6	17.7	17.9	16.7	16.8	17.1	14.5	14.7	15	135
141	21.5	21.6	13.2	18.8	19	19	17	17.2	17.4	16.5	16.6	16.7	15.6	15.8	16	13.7	13.8	14.1	141
147	20.1	20.2	9.6	17.6	17.7	17.5	15.9	16.1	16.2	15.6	15.6	15.8	14.6	14.8	15	12.8	13	13.2	147
153	16.8	16.9	7.1	16.4	16.6	14.9	14.9	15	15.1	14.7	14.8	14.9	13.6	13.8	13.9	12	12.2	12.4	153
159				15.3	15.4	11	13.8	14	14	14	14	14.1	12.6	12.8	12.9	11.2	11.4	11.6	159
165				14.2	14.3		12.9	12.9	13	13.1	13.3	13.3	11.7	11.8	12	10.5	10.6	10.8	165
171							11.9	12	11.9	12.3	12.4	12.4	10.9	11.1	11.2	9.8	9.9	10	171
177							11	11	9.8	11.5	11.6	11.6	10.2	10.4	10.4	9.2	9.3	9.4	177
183							10.1	10.1	7.7	10.8	10.8	10.8	9.5	9.6	9.7	8.6	8.8	8.8	183
189										10	10.1	10	8.9	8.9	9	8.1	8.2	8.2	189
195										9.3	9.4	8.8	8.2	8.3	8.3	7.5	7.7	7.6	195
201										8.6	8.7	7.3	7.6	7.7	7.7	7	7.1	7.1	201
207													7	7	7	6.5	6.5	6.5	207
213													6.4	6.4	6.4	6	6	5.9	213
219													5.8			5.4	5.5	5.4	219
225																4.9	5	4.8	225
231																4.4	4.5		231

TAB 131430 / 131492 / 131540

Lifting capacities Forces de levage

TNZK



ft	51 ft			170 ft			187 ft			204 ft			221 ft			236 ft			ft
	40 ft			40 ft			40 ft			40 ft			40 ft			40 ft			
	0°	20°	45°	0°	20°	45°	0°	20°	45°	0°	20°	45°	0°	20°	45°	0°	20°	45°	
11	40																		11
12	39.8																		12
13	39.4																		13
14	39.1																		14
15	38.8																		15
16	38.5																		16
17	38.2																		17
18	37.9	32.7																	18
20	37.3	32.6																	20
22	36.6	32																	22
24	36	31.2																	24
26	35.3	30.1																	26
28	34.7	29.2																	28
30	33.9	28.3																	30
32	32.6	27.5	21.1	39.8															32
34	31.2	26.8	21	39.8															34
36	29.9	26.1	20.9	39.7			34.7												36
38	28.6	25.5	20.6	39.5			34.7												38
40	27.4	24.9	20.3	39.2			34.7												40
45	24.5	23.5	19.8	38.6	31.8		34.5			28.9			22.8						45
50	22.1	22.5	19.3	37.9	30.9		34.2	30.1		28.9			22.8			19.2			50
55	20	21.3	18.9	37.2	29.9	21.1	33.9	29.6		28.8	27.5		22.8			19.2			55
60	18	19.8	18.7	36.4	28.9	21.1	33.5	28.8		28.6	27.4		22.8			19.2			60
65	16.3	17.8	18.4	35.7	28	20.8	33	28	20.6	28.4	27		22.8	23		19.2			65
70	14.9	16.1	16.6	35	27.2	20.5	32.5	27.2	20.5	28.1	26.4	20.1	22.8	22.9		19.2	19.2		70
75	13.7	14.5		34.3	26.5	20.3	31.9	26.5	20.3	27.9	25.8	20	22.7	22.6	19.4	19.2	19.2		75
80				33.4	25.8	20	31.3	25.8	20	27.5	25.2	19.9	22.5	22.2	19.4	19.1	19.1		80
85				32.2	25.2	19.8	30.2	25.2	19.8	26.5	24.6	19.7	21.8	21.7	19.3	18.8	19	18.7	85
90				30.7	24.5	19.6	28.8	24.6	19.6	25.4	24.2	19.5	21.2	21.1	19.2	18.4	18.5	18.6	90
95				29.3	24	19.5	27.4	24.1	19.5	24.3	23.7	19.3	20.6	20.5	19.1	17.8	18	18.3	95
100				27.9	23.4	19.3	26.1	23.6	19.3	23.2	23.2	19.2	20	19.9	19	17.3	17.4	17.9	100
105				26.7	23	19.2	24.8	23.2	19.1	22.2	22.6	19.1	19.4	19.2	18.9	16.8	17	17.4	105
110				25.4	22.5	19	23.7	22.7	19	21.2	21.9	19	18.8	18.6	18.6	16.3	16.5	16.9	110
115				24.2	22.1	18.9	22.6	22.2	18.8	20.3	21	18.9	18.2	18	18.1	15.8	16	16.4	115
120				23	21.8	18.8	21.5	21.6	18.7	19.4	20	18.8	17.5	17.4	17.5	15.3	15.6	15.9	120
125				22.1	21.4	18.7	20.4	20.9	18.6	18.5	19.1	18.7	16.8	16.9	17	14.8	15.1	15.4	125
130				21.1	20.9	18.6	19.2	19.8	18.5	17.6	18.2	18.7	16.1	16.3	16.4	14.2	14.5	14.9	130
135				20.2	20.1	18.6	18.1	18.8	18.5	16.8	17.3	18	15.5	15.8	15.9	13.5	14	14.4	135
140				19.3	19.3	18.5	17.1	17.7	18.1	16	16.4	17.1	14.8	15.3	15.4	12.9	13.4	14	140
145				18.4	18.5	18.4	16.3	16.7	17.3	15.2	15.6	16.2	14.1	14.6	14.9	12.3	12.8	13.5	145
150				17.6	17.7	17.9	15.6	15.7	16.4	14.4	14.8	15.4	13.5	14	14.5	11.8	12.2	12.9	150
155				16.8	17	17.3	15	15	15.4	13.6	14	14.6	12.9	13.4	13.9	11.2	11.7	12.3	155
160				16.1	16.2	16.6	14.4	14.4	14.6	12.9	13.3	13.7	12.3	12.8	13.2	10.6	11.1	11.7	160
165				15.5	15.6	15.9	13.9	13.8	14	12.4	12.6	13	11.7	12.2	12.6	10.1	10.5	11.1	165
170				15	15	15.3	13.3	13.2	13.4	11.9	12.1	12.4	11.1	11.5	11.9	9.6	10	10.5	170
175				14.4	14.5	14.7	12.8	12.6	12.9	11.5	11.6	11.8	10.5	10.9	11.3	9.1	9.5	10	175
180				13.8	13.9		12.3	12.1	12.3	11	11.2	11.3	9.9	10.3	10.7	8.6	9	9.4	180
185				13.3	13.4		11.8	11.6	11.8	10.6	10.7	10.8	9.4	9.8	10.1	8.1	8.6	8.9	185
190				12.7	12.9		11.3	11.1	11.2	10.2	10.3	10.4	8.8	9.3	9.5	7.7	8.1	8.5	190
195				10.2			10.9	10.7		9.8	9.9	9.9	8.3	8.8	9	7.4	7.7	8	195
200							10.4	10.2		9.4	9.5	9.5	7.8	8.3	8.4	7	7.2	7.6	200
205							10	9.8		9	9.1		7.4	7.9	7.9	6.7	6.8	7.2	205
210										8.6	8.7		7	7.4	7.4	6.3	6.4	6.8	210
215										8.2	8.3		6.6	7	6.9	5.9	6	6.3	215
220										7.8	7.9		6.3	6.5	6.4	5.6	5.7	5.9	220
225													5.9	6.1		5.2	5.3	5.4	225
230													5.5	5.7		4.8	5	5	230
235													5.2	5.3		4.4	4.6	4.5	235
240													4.8	4.9		4.1	4.2		240
245																3.7	3.8		245
250																3.4	3.4		250
255																3	3.1		255

TAB 131366 / 131407 / 131418

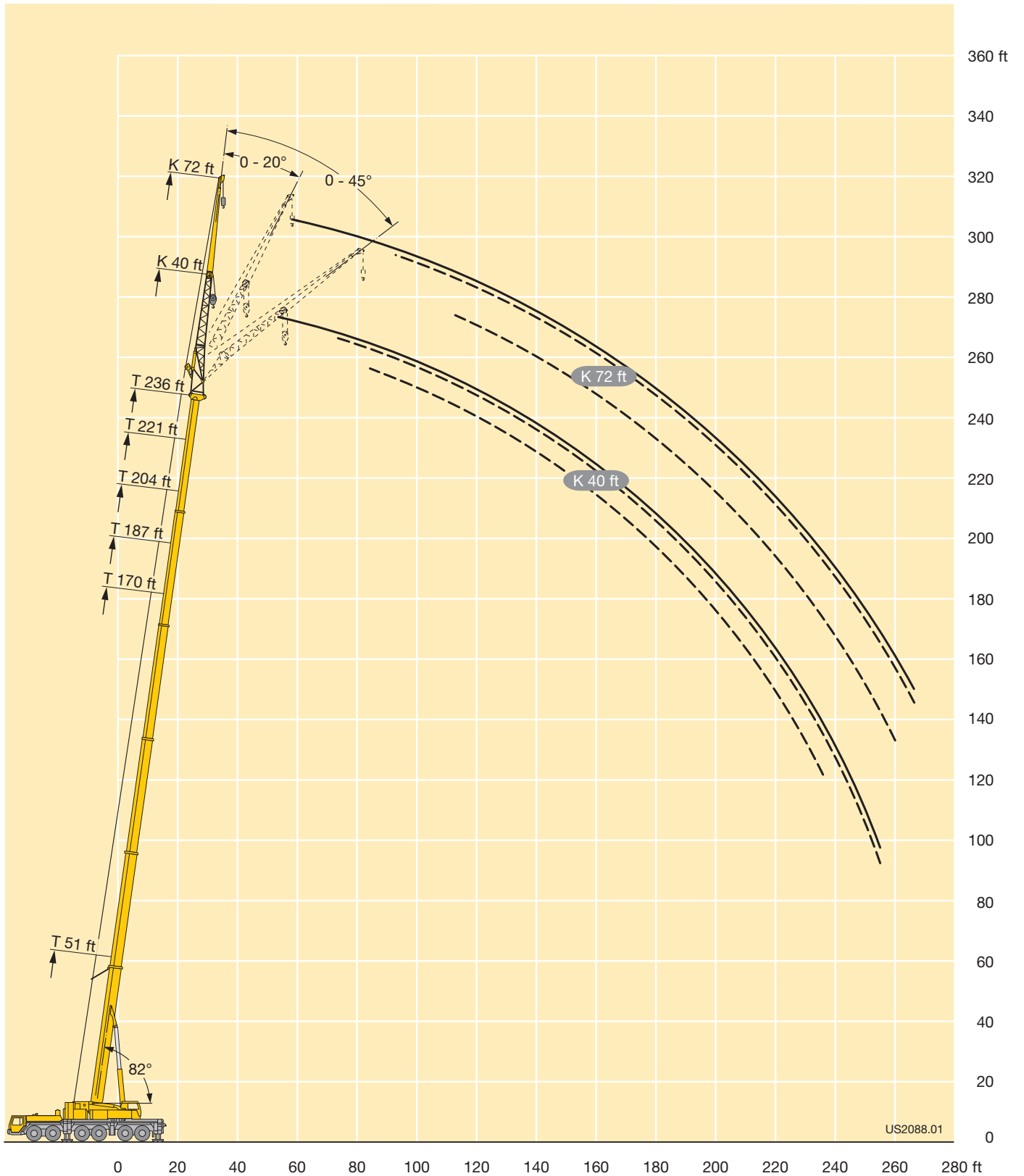
Lifting capacities Forces de levage

TNZK



ft	51 ft			170 ft			187 ft			204 ft			221 ft			236 ft			ft
	72 ft			72 ft			72 ft			72 ft			72 ft			72 ft			
	0°	20°	45°	0°	20°	45°	0°	20°	45°	0°	20°	45°	0°	20°	45°	0°	20°	45°	
13	17																		13
14	17																		14
15	17																		15
16	17																		16
17	17																		17
18	17																		18
20	17																		20
22	17																		22
24	17																		24
26	16.9																		26
28	16.8																		28
30	16.6																		30
32	16.4																		32
34	16.2																		34
36	16	14.6		17															36
38	15.9	14.6		17			16												38
40	15.7	14.5		17			16												40
45	15.1	14		17			16			14.1									45
50	14.6	13.4		17			16			14.1			12.9						50
55	14	12.9	10.7	16.9			16			14.1			12.9			11.4			55
60	13.5	12.4	10.6	16.9			16			14.1			12.9			11.4			60
65	13	12	10.4	16.7	14.3		15.8			14.1			12.9			11.4			65
70	12.5	11.6	10	16.4	14.2		15.6	13.8		14.1			12.8			11.4			70
75	12.2	11.2	9.7	16.2	14		15.4	13.7		14.1	12.6		12.7			11.4			75
80	11.9	10.9	9.5	16	13.7		15.2	13.4		14	12.6		12.6			11.4			80
85	11.6	10.7	9.3	15.7	13.4	10.7	15	13.1		13.9	12.6		12.5	11.6		11.4			85
90	11.2	10.4	9.2	15.4	13.2	10.5	14.8	12.9	10.4	13.7	12.4		12.4	11.6		11.4	10.7		90
95	10.8	10.1	9.2	15.1	12.9	10.3	14.6	12.7	10.3	13.6	12.2	10.1	12.3	11.5		11.3	10.7		95
100	10.3	9.9	9.2	14.9	12.6	10.2	14.4	12.5	10.2	13.4	12	10.1	12.3	11.3	9.8	11.2	10.7		100
105	9.6	9.7		14.6	12.4	10	14.2	12.3	10	13.3	11.8	10	12.2	11.2	9.8	11.1	10.6		105
110	9	9.4		14.3	12.2	9.9	13.9	12	9.9	13.2	11.6	9.9	12.1	11	9.7	11.1	10.5	9.4	110
115				14.1	12	9.8	13.7	11.8	9.8	13	11.5	9.8	12	10.9	9.6	11	10.4	9.3	115
120				13.8	11.8	9.7	13.5	11.7	9.7	12.8	11.3	9.7	11.9	10.8	9.5	10.9	10.3	9.2	120
125				13.5	11.6	9.6	13.3	11.5	9.6	12.6	11.2	9.6	11.8	10.6	9.4	10.9	10.2	9.1	125
130				13.2	11.4	9.5	13.1	11.3	9.5	12.5	11	9.5	11.7	10.5	9.3	10.8	10.1	9.1	130
135				13	11.3	9.4	12.8	11.2	9.5	12.3	10.8	9.4	11.6	10.4	9.3	10.7	10	9	135
140				12.7	11.1	9.4	12.6	11	9.4	12.2	10.7	9.3	11.4	10.3	9.2	10.6	9.9	8.9	140
145				12.5	11	9.3	12.4	10.9	9.3	12	10.7	9.3	11.3	10.2	9.1	10.4	9.9	8.9	145
150				12.3	10.9	9.3	12.2	10.8	9.2	11.8	10.6	9.2	11.2	10.2	9.1	10.1	9.7	8.8	150
155				12.1	10.8	9.2	12.1	10.7	9.2	11.7	10.5	9.2	11	10.1	9	9.7	9.6	8.8	155
160				12	10.6	9.2	11.9	10.7	9.1	11.5	10.4	9.1	10.8	10	9	9.3	9.5	8.7	160
165				11.8	10.4	9.2	11.7	10.6	9.1	11.3	10.4	9.1	10.4	9.9	8.9	8.9	9.4	8.7	165
170				11.7	10.3	9.2	11.5	10.5	9.1	10.8	10.2	9.1	10	9.8	8.9	8.5	9.3	8.6	170
175				11.5	10.2	9.2	11.2	10.4	9.1	10.4	10.1	9.1	9.6	9.7	8.9	8.1	9	8.6	175
180				11.3	10.1	9.2	10.8	10.2	9.1	9.9	9.9	9.1	9.1	9.6	8.9	7.7	8.6	8.6	180
185				11.1	10	9.2	10.3	10	9.1	9.4	9.7	9.1	8.7	9.4	8.9	7.3	8.2	8.6	185
190				10.9	9.8	9.2	9.9	9.8	9.1	8.9	9.6	9.1	8.3	9.1	8.9	7	7.8	8.6	190
195				10.6	9.7	9.2	9.6	9.6	9.1	8.5	9.1	9.1	7.9	8.7	8.9	6.7	7.4	8.2	195
200				10.4	9.6	9.2	9.2	9.3	9.1	8.1	8.6	9	7.5	8.2	8.7	6.3	7	7.8	200
205				10.1	9.5	9.2	8.9	9	9.1	7.8	8.2	8.7	7.1	7.8	8.4	6	6.6	7.3	205
210				9.7	9.5		8.5	8.6	8.9	7.4	7.8	8.2	6.7	7.4	7.9	5.8	6.3	6.9	210
215				9.4	9.3		8.2	8.3	8.4	7.2	7.5	7.8	6.4	7	7.4	5.4	6	6.5	215
220				9	9.1		7.9	7.9	8	6.9	7.1	7.5	6	6.6	6.9	5.1	5.7	6.1	220
225							7.5	7.6		6.6	6.8	7.1	5.7	6.2	6.5	4.8	5.4	5.7	225
230							7.2	7.3		6.4	6.5	6.7	5.5	5.8	6	4.5	5.1	5.4	230
235							6.9	6.9		6.1	6.3	6.4	5.1	5.5	5.6	4.2	4.8	5	235
240							6.6			5.9	6		4.8	5.1	5.2	3.9	4.4	4.6	240
245										5.7	5.8		4.6	4.8	4.8	3.5	4	4.2	245
250										5.5	5.6		4.3	4.5		3.2	3.7	3.8	250
255										5.2	5.3		3.9	4.2		2.9	3.4	3.3	255
260													3.6	3.8		2.6	3	2.9	260
265													3.3	3.5		2.4	2.7		265
270													3	3.1					270
275													2.7	2.8					275

TAB 131366 / 131407 / 131418



US2088.01

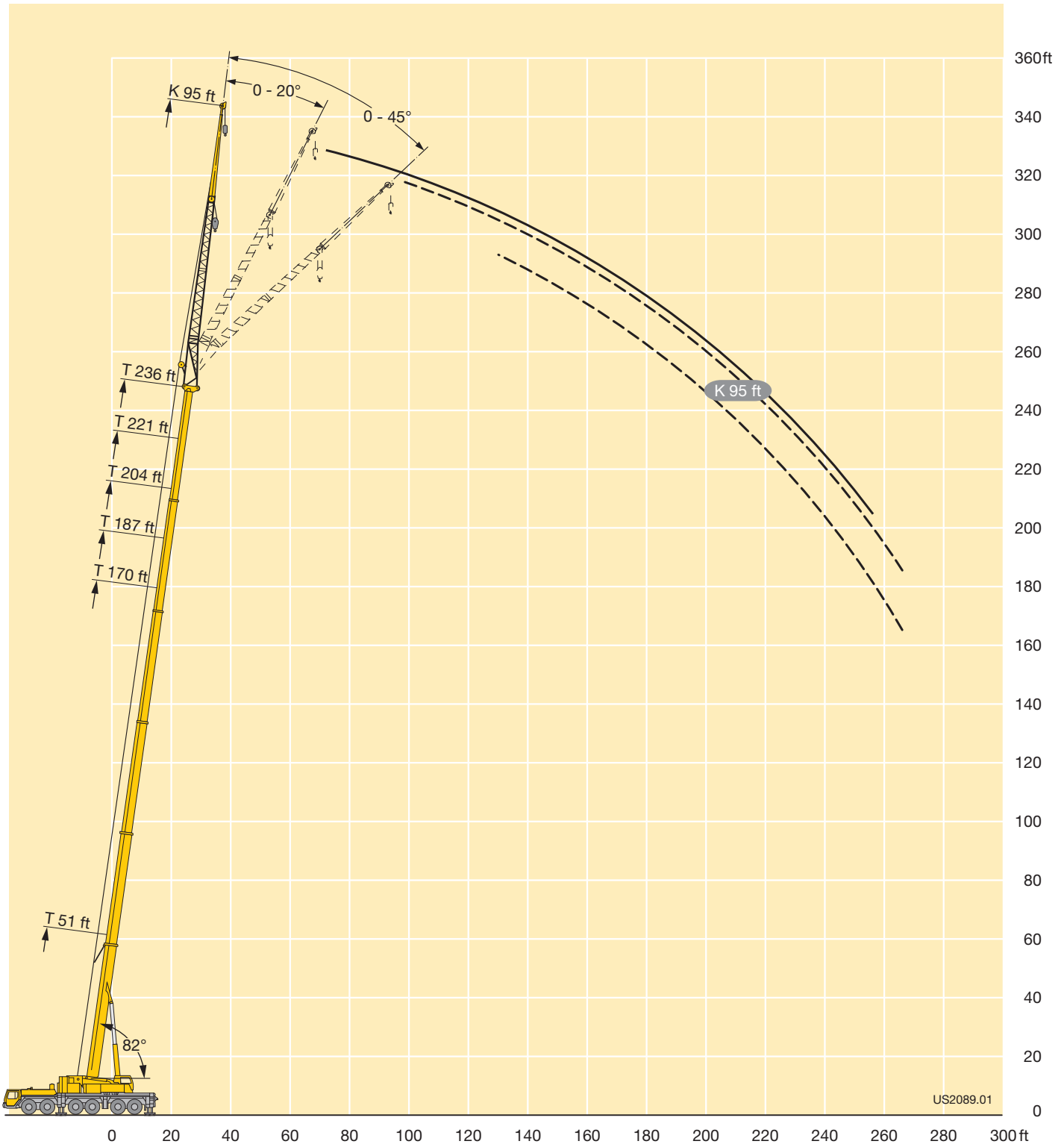
Lifting capacities Forces de levage

TNZK



ft	51 ft			170 ft			187 ft			204 ft			221 ft			236 ft			ft
	95 ft			95 ft			95 ft			95 ft			95 ft			95 ft			
	0°	20°	45°	0°	20°	45°	0°	20°	45°	0°	20°	45°	0°	20°	45°	0°	20°	45°	
16	12.9																		16
17	12.9																		17
18	12.9																		18
20	12.9																		20
22	12.9																		22
24	12.9																		24
26	12.9																		26
28	12.8																		28
30	12.8																		30
32	12.8																		32
34	12.7																		34
36	12.6																		36
38	12.4																		38
40	12.1																		40
45	11.5			12.9			11.4												45
50	11	9.9		12.9			11.4		9.9										50
55	10.5	9.7		12.8			11.4		9.9				8.7						55
60	10	9.2		12.8			11.4		9.9				8.7						60
65	9.6	8.7		12.7			11.4		9.9				8.7						65
70	9.2	8.3		12.7			11.4		9.9				8.7			7.5			70
75	8.8	7.9	6.3	12.4	9.7		11.4		9.9				8.7			7.5			75
80	8.5	7.6	6.3	12.1	9.7		11.4		9.9				8.7			7.5			80
85	8.1	7.3	6.1	11.7	9.5		11.3	9	9.9				8.7			7.5			85
90	7.8	7	6	11.4	9.2		11.1	8.9	9.9	8.3			8.7			7.5			90
95	7.6	6.8	5.8	11.1	9		10.8	8.7	9.9	8.2			8.7	7.5		7.5			95
100	7.3	6.6	5.6	10.8	8.7	6.3	10.5	8.5	9.7	8.1			8.7	7.5		7.5	7		100
105	7	6.3	5.6	10.5	8.5	6.3	10.3	8.3	9.6	8			8.7	7.5		7.5	7		105
110	6.8	6.1	5.5	10.3	8.3	6.3	10	8.2	6.1	9.4	7.8		8.6	7.3		7.5	6.9		110
115	6.6	6	5.4	10	8.1	6.2	9.8	8	6.1	9.2	7.6	5.8	8.4	7.2		7.5	6.8		115
120	6.4	5.8	5.4	9.8	7.9	6.1	9.6	7.8	6	9	7.5	5.8	8.3	7	5.8	7.5	6.7		120
125	6.2	5.7		9.5	7.7	6	9.4	7.6	6	8.8	7.3	5.8	8.1	6.9	5.8	7.5	6.5		125
130	6	5.7		9.3	7.6	5.9	9.1	7.5	5.9	8.6	7.2	5.8	8	6.8	5.8	7.4	6.5	5.6	130
135				9.1	7.4	5.8	8.9	7.3	5.9	8.5	7.1	5.8	7.8	6.7	5.7	7.3	6.4	5.6	135
140				8.9	7.2	5.8	8.7	7.2	5.8	8.3	6.9	5.7	7.7	6.6	5.7	7.2	6.3	5.5	140
145				8.7	7.1	5.7	8.5	7	5.7	8.1	6.8	5.7	7.6	6.5	5.6	7.1	6.2	5.5	145
150				8.5	7	5.6	8.4	6.9	5.7	8	6.7	5.6	7.4	6.4	5.6	7	6.1	5.5	150
155				8.3	6.9	5.6	8.2	6.8	5.6	7.8	6.6	5.6	7.3	6.3	5.6	6.9	6	5.4	155
160				8.2	6.8	5.6	8	6.7	5.6	7.6	6.5	5.6	7.2	6.2	5.5	6.8	6	5.4	160
165				8	6.7	5.6	7.8	6.6	5.5	7.5	6.4	5.5	7.1	6.1	5.5	6.7	5.9	5.4	165
170				7.8	6.6	5.5	7.7	6.5	5.5	7.3	6.4	5.5	7	6.1	5.5	6.6	5.8	5.3	170
175				7.7	6.4	5.5	7.5	6.5	5.5	7.2	6.3	5.4	6.9	6	5.4	6.5	5.8	5.3	175
180				7.5	6.3	5.5	7.4	6.4	5.4	7.1	6.2	5.4	6.8	6	5.4	6.4	5.7	5.3	180
185				7.4	6.2	5.4	7.3	6.3	5.4	7	6.2	5.4	6.7	6	5.4	6.3	5.6	5.3	185
190				7.2	6.1	5.4	7.2	6.2	5.4	7	6.1	5.4	6.6	5.9	5.4	6.1	5.6	5.3	190
195				7.1	6	5.4	7.1	6.1	5.4	6.9	6.1	5.4	6.6	5.9	5.4	5.9	5.5	5.3	195
200				6.9	5.9	5.4	6.9	6	5.4	6.8	6	5.4	6.5	5.8	5.4	5.6	5.5	5.3	200
205				6.8	5.8	5.4	6.8	6	5.4	6.7	6	5.4	6.3	5.8	5.4	5.3	5.4	5.3	205
210				6.6	5.8	5.4	6.8	5.9	5.4	6.6	5.9	5.4	6.2	5.8	5.4	5	5.4	5.3	210
215				6.6	5.7	5.4	6.6	5.9	5.4	6.3	5.9	5.4	5.9	5.8	5.4	4.7	5.3	5.3	215
220				6.4	5.7	5.4	6.5	5.8	5.4	6	5.8	5.4	5.6	5.8	5.4	4.4	5.2	5.3	220
225				6.3	5.7	5.4	6.3	5.8	5.4	5.8	5.8	5.4	5.3	5.7	5.4	4.2	5.1	5.3	225
230				6.3	5.6		6.1	5.7	5.4	5.6	5.7	5.4	5.1	5.7	5.4	3.9	4.8	5.3	230
235				6.2	5.6		6	5.7	5.4	5.4	5.6	5.4	4.7	5.4	5.4	3.6	4.4	5.1	235
240				6.1	5.6		5.7	5.6	5.4	5.2	5.4	5.4	4.4	5.1	5.3	3.4	4.1	4.8	240
245				6			5.5	5.5		5	5.2	5.3	4.1	4.8	5.1	3.1	3.8	4.4	245
250							5.3	5.4		4.9	5	5.1	3.8	4.5	4.7	2.8	3.5	4.1	250
255							5.1	5.2		4.6	4.8	4.9	3.4	4.1	4.3	2.5	3.2	3.7	255
260							4.9	5		4.5	4.6		3.1	3.8	3.8		2.9	3.3	260
265										4.3	4.4		2.9	3.4	3.4		2.6	2.8	265
270										4.1	4.2		2.6	3.1	3				270
275										3.9	4		2.3	2.7	2.5				275
280										3.8					2.4				280

TAB 131366 / 131407 / 131418



US2089.01

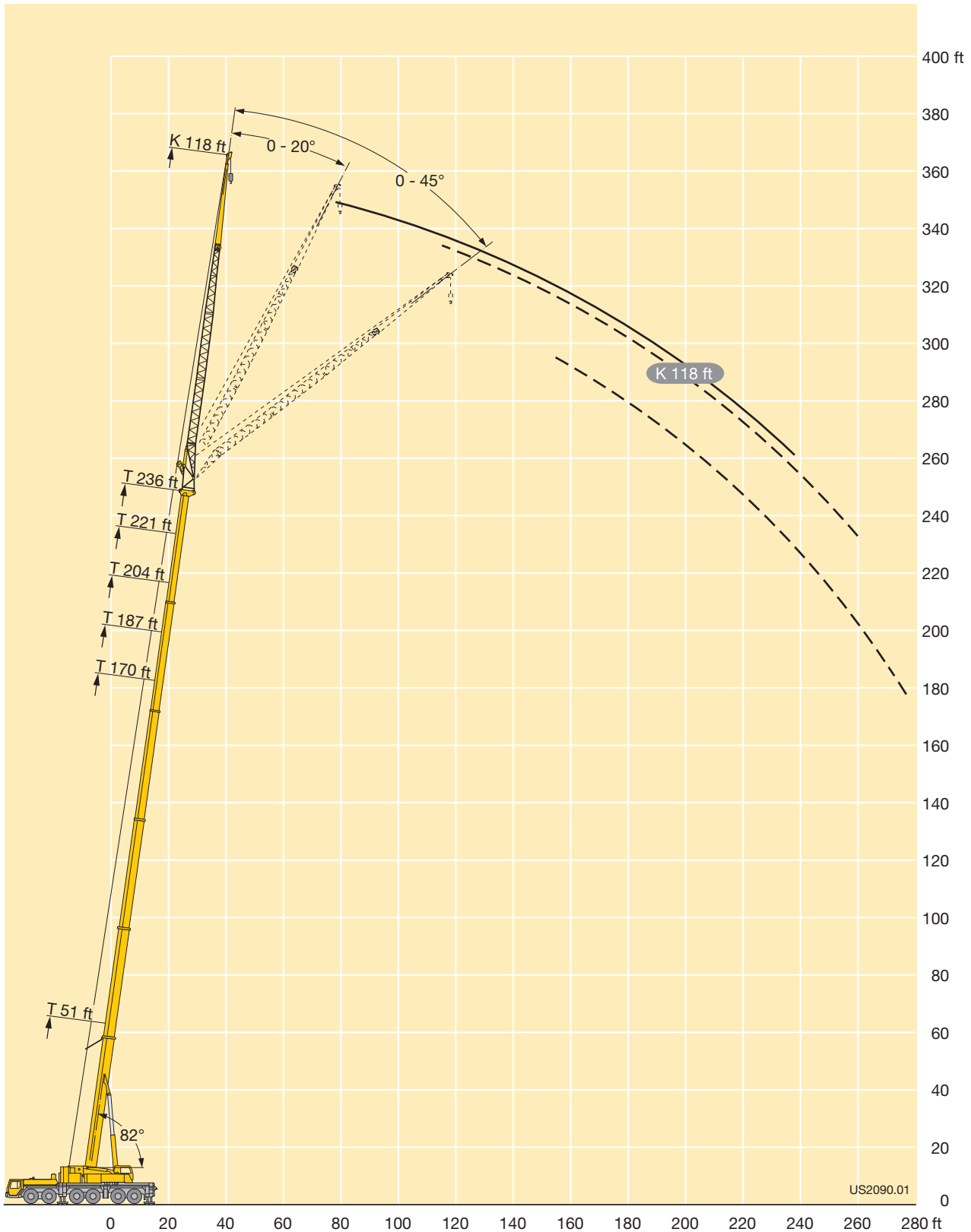
Lifting capacities Forces de levage

TNZK



ft	51 ft			170 ft			187 ft			204 ft			221 ft			236 ft			ft
	118 ft			118 ft			118 ft			118 ft			118 ft			118 ft			
	0°	20°	45°	0°	20°	45°	0°	20°	45°	0°	20°	45°	0°	20°	45°	0°	20°	45°	
18	8.7																		18
20	8.7																		20
22	8.7																		22
24	8.7																		24
26	8.7																		26
28	8.7																		28
30	8.7																		30
32	8.7																		32
34	8.7																		34
36	8.7																		36
38	8.7																		38
40	8.7																		40
45	8.4																		45
50	8			8.5															50
55	7.6	6.1		8.5			7.8												55
60	7.2	6.1		8.5			7.8												60
65	6.9	6.1		8.5			7.8												65
70	6.5	5.9		8.5			7.8			6.8			5.8						70
75	6.2	5.7		8.4			7.8			6.8			5.8			4.9			75
80	6	5.4		8.3			7.8			6.8			5.8			4.9			80
85	5.7	5.2		8.1			7.8			6.8			5.8			4.9			85
90	5.4	5		7.9	5.8		7.6			6.8			5.8			4.9			90
95	5.2	4.7	3.9	7.7	5.8		7.5	5.3		6.8			5.8			4.9			95
100	5	4.6	3.9	7.5	5.8		7.2	5.3		6.7	4.9		5.8			4.9			100
105	4.9	4.4	3.9	7.3	5.7		7	5.3		6.6	4.9		5.8			4.9			105
110	4.7	4.3	3.7	7.1	5.6		6.9	5.3		6.4	4.9		5.7	4.6		4.9			110
115	4.6	4.2	3.6	6.9	5.4		6.7	5.3		6.2	4.9		5.6	4.6		4.9	4.1		115
120	4.5	4.1	3.5	6.7	5.3		6.5	5.2		6.1	4.9		5.5	4.6		4.9	4.1		120
125	4.3	3.9	3.4	6.5	5.2		6.3	5.1		5.9	4.9		5.4	4.6		4.9	4.1		125
130	4.2	3.9	3.4	6.4	5.1	3.9	6.1	5	3.9	5.8	4.8		5.3	4.5		4.9	4.1		130
135	4.1	3.8	3.4	6.2	4.9	3.9	6	4.9	3.9	5.7	4.7	3.6	5.2	4.4		4.9	4.1		135
140	4	3.7	3.4	6	4.8	3.8	5.9	4.8	3.8	5.5	4.6	3.6	5.1	4.3	3.4	4.8	4.1		140
145	3.9	3.6	3.4	5.8	4.7	3.8	5.7	4.6	3.7	5.4	4.5	3.6	5.1	4.3	3.4	4.7	4.1		145
150	3.8	3.5	3.4	5.7	4.6	3.7	5.6	4.6	3.7	5.3	4.4	3.6	5	4.2	3.4	4.6	4	3.2	150
155	3.7	3.4		5.6	4.5	3.6	5.5	4.5	3.6	5.2	4.3	3.6	4.9	4.1	3.4	4.5	3.9	3.2	155
160				5.4	4.4	3.6	5.4	4.4	3.6	5.1	4.3	3.6	4.8	4.1	3.4	4.4	3.9	3.2	160
165				5.3	4.4	3.5	5.3	4.3	3.6	5	4.2	3.5	4.7	4	3.4	4.4	3.8	3.2	165
170				5.1	4.3	3.5	5.1	4.2	3.5	4.9	4.1	3.5	4.6	3.9	3.4	4.4	3.7	3.2	170
175				5	4.2	3.5	5	4.2	3.5	4.8	4.1	3.5	4.6	3.9	3.4	4.3	3.7	3.2	175
180				5	4.2	3.4	4.9	4.1	3.4	4.8	4	3.4	4.5	3.8	3.4	4.2	3.7	3.2	180
185				4.9	4.1	3.4	4.8	4.1	3.4	4.7	4	3.4	4.4	3.8	3.4	4.2	3.6	3.2	185
190				4.8	4.1	3.4	4.7	4	3.4	4.6	3.9	3.4	4.4	3.7	3.4	4.1	3.6	3.2	190
195				4.7	4	3.4	4.7	4	3.4	4.5	3.9	3.3	4.3	3.7	3.3	4.1	3.5	3.2	195
200				4.6	3.9	3.4	4.6	3.9	3.4	4.5	3.9	3.3	4.2	3.7	3.3	4	3.5	3.2	200
205				4.5	3.9	3.4	4.5	3.9	3.4	4.4	3.8	3.3	4.2	3.6	3.3	4	3.5	3.2	205
210				4.4	3.8	3.4	4.4	3.8	3.4	4.3	3.8	3.3	4.1	3.6	3.3	3.9	3.4	3.2	210
215				4.4	3.8	3.4	4.4	3.8	3.3	4.3	3.7	3.3	4.1	3.6	3.3	3.8	3.4	3.2	215
220				4.3	3.7	3.4	4.3	3.8	3.3	4.2	3.7	3.3	4.1	3.5	3.3	3.6	3.4	3.2	220
225				4.2	3.7	3.4	4.3	3.7	3.3	4.2	3.7	3.3	4	3.5	3.3	3.4	3.3	3.2	225
230				4.1	3.6	3.4	4.2	3.7	3.3	4.1	3.6	3.3	3.9	3.4	3.3	3.2	3.3	3.2	230
235				4.1	3.6	3.4	4.1	3.6	3.3	4.1	3.6	3.3	3.9	3.4	3.3	2.9	3.2	3.2	235
240				4	3.5	3.4	4.1	3.6	3.3	4	3.5	3.3	3.8	3.4	3.3	2.7	3.2	3.2	240
245				3.9	3.5	3.4	4	3.6	3.3	3.9	3.5	3.3	3.6	3.4	3.3		3.2	3.2	245
250				3.9	3.4		4	3.5	3.3	3.9	3.4	3.3	3.3	3.4	3.3		3.1	3.2	250
255				3.8	3.4		3.9	3.5	3.3	3.8	3.4	3.3	3	3.3	3.3		2.9	3.2	255
260				3.8	3.4		3.9	3.5	3.3	3.7	3.3	3.3	2.7	3.3	3.3		2.6	3.2	260
265				3.7	3.4		3.8	3.4	3.3	3.5	3.3	3.3	2.5	3.1	3.2			3	265
270							3.7	3.4		3.4	3.2	3.3		2.9	3.2			2.7	270
275							3.6	3.4		3.2	3.2	3.3		2.6	2.9			2.3	275
280							3.6	3.4		3	3.2	3		2.3	2.5				280
285							3				2.8	3.1							285
290											2.6	2.9							290
295											2.5	2.6							295
300											2.3								300

TAB 131366 / 131407 / 131418



Lifting capacities Forces de levage

TF



ft	51 ft + 5 ft*															ft
	46 ft			69 ft			92 ft			115 ft			138 ft			
	0°	20°	40°	0°	20°	40°	0°	20°	40°	0°	20°	40°	0°	20°	40°	
9	43.3															9
10	43.3															10
11	43.3															11
12	43.3															12
13	43.3			33												13
14	43.3			32.9												14
15	43.3			32.9												15
16	43.1			32.7												16
17	42.8			32.5												17
18	42.5			32.3			24.4									18
20	41.9			31.8			24.3									20
22	41.1			31.2			23.8									22
24	40.1			30.6			23.3									24
26	39	39		29.9			22.8									26
28	37.8	38		29.2			22.2			16.7						28
30	36.6	36.8		28.6			21.7			16.6						30
32	35	35.7		27.9			21.1			16.2			12.3			32
34	33.6	34.6		27.4			20.6			15.9			12.2			34
36	32.1	33.5		26.8	24.2		20.1			15.5			11.9			36
38	30.8	32.5	30.4	26.2	23.7		19.7			15.2			11.6			38
40	29.4	31.6	30.2	25.7	23.2		19.2			14.9			11.4			40
45	26.3	29.5	28.6	24.3	22		18.2			14			10.8			45
50	23.3	27.6	27.1	22.9	21		17.2	14.9		13.3			10.2			50
55	20.6	25.1	25.6	21.4	20.1	17.6	16.3	14.6		12.5			9.7			55
60	18.2	22.2	24.2	19.8	19.3	17.5	15.4	13.9		11.8			9.1			60
65	16	19.4	22.5	18.1	18.6	17	14.7	13.2		11.2	9.9		8.6			65
70	14	16.9	19.6	16.3	18	16.6	14	12.6		10.6	9.4		8.1	7		70
75	12.3	14.6	16.7	14.6	17.3	16.2	13.4	12.1	10.7	10	8.9		7.7	6.8		75
80	10.8	12.6	14.3	13	16.4	15.8	12.8	11.6	10.3	9.5	8.5		7.2	6.4		80
85	9.4	10.6	13.3	11.5	15.1	15.6	12.1	11.2	9.9	9	8.1		6.8	6		85
90	8.1	8.9		10.4	13.4	15.2	11.5	10.8	9.6	8.6	7.7	6.5	6.4	5.7		90
95				9.3	11.8	13.9	10.7	10.4	9.3	8.3	7.3	6.3	6.1	5.4		95
100				8.3	10.3	12	9.8	10.1	9.1	7.9	7	6.1	5.8	5.2		100
105				7.3	8.8		8.8	9.7	8.9	7.4	6.6	5.8	5.6	4.9		105
110				6.4	7.3		8	9.4	8.8	7	6.4	5.7	5.4	4.7	4	110
115							7.2	9	8.8	6.6	6.2	5.5	5.2	4.5	3.9	115
120							6.5	8.3	8.7	6.3	6	5.4	4.9	4.3	3.8	120
125							5.8	7.2	8.6	6.1	5.8	5.3	4.7	4.1	3.6	125
130							5.1	6.1	8.5	5.8	5.6	5.2	4.4	4	3.5	130
135							4.4	5.1		5.3	5.5	5.2	4.2	3.8	3.4	135
140										4.7	5.5	5.2	4	3.7	3.3	140
145										4.1	5.4	5.1	3.9	3.6	3.2	145
150										3.6	4.8	5.1	3.8	3.4	3.1	150
155										3	4		3.5	3.4	3.1	155
160													3.1	3.3	3.1	160
165													2.7	3.3	3.1	165
170													2.5	3.3	3.1	170
175													2.4	2.8	3.1	175
180													2.4			180

* adapter - pièce d'adaptateur

TAB 131562 / 131572 / 131582

Lifting capacities Forces de levage

TF



ft	170 ft + 5 ft*															ft
	46 ft			69 ft			92 ft			115 ft			138 ft			
	0°	20°	40°	0°	20°	40°	0°	20°	40°	0°	20°	40°	0°	20°	40°	
32	43.3															32
34	43.3															34
36	43.3															36
38	43.3			32.4												38
40	43.3			32.3												40
45	42.6			31.8			23.5									45
50	41.9	37.3		31			23			16.8			12.6			50
55	41	36.6		30.2			22.3			16.6			12.4			55
60	39.9	35.4		29.3			21.5			16.1			12			60
65	38.6	34.1	29.6	28.4	22.8		20.8			15.5			11.6			65
70	37.2	33	29.1	27.7	22.3		20.1			15			11.2			70
75	35.6	32	28.5	27	21.7		19.5	14.6		14.6			10.9			75
80	33.9	31	27.8	26.2	21.2		18.9	14.5		14.1			10.5			80
85	32.2	30.1	27.1	25.5	20.8	17.5	18.3	14.2		13.6			10.2			85
90	30.7	29.2	26.5	24.8	20.3	17.3	17.7	13.8		13.2	9.7		9.8			90
95	29.1	28.4	25.9	24.2	19.9	17	17.2	13.4	10.6	12.7	9.5		9.5			95
100	27.7	27.7	25.4	23.5	19.6	16.8	16.7	13.1	10.5	12.3	9.3		9.2	6.4		100
105	26.3	26.9	24.9	22.8	19.2	16.6	16.2	12.8	10.3	11.9	9		8.8	6.4		105
110	24.9	25.5	24.4	22	18.8	16.5	15.8	12.5	10.2	11.5	8.7		8.5	6.2		110
115	23.5	24.2	24	21.2	18.5	16.3	15.3	12.3	10	11.1	8.5	6.3	8.2	6		115
120	22.3	23	23.4	20.4	18.2	16.1	14.9	12	9.8	10.8	8.3	6.3	7.9	5.8		120
125	21.1	21.8	22.4	19.6	17.9	15.9	14.5	11.8	9.7	10.5	8.1	6.1	7.7	5.6		125
130	19.9	20.6	21.2	18.7	17.6	15.8	14.1	11.5	9.5	10.2	7.8	6	7.4	5.5		130
135	18.8	19.5	20.1	17.8	17.3	15.7	13.7	11.3	9.4	9.8	7.6	5.9	7.1	5.3	3.9	135
140	17.8	18.4	19	16.8	17	15.6	13.4	11.1	9.3	9.5	7.4	5.8	6.9	5.1	3.9	140
145	16.8	17.4	17.9	15.9	16.6	15.5	13.1	10.9	9.1	9.2	7.2	5.7	6.6	5	3.8	145
150	15.8	16.3	16.9	15.1	16.1	15.4	12.8	10.7	9.1	9	7	5.6	6.4	4.9	3.7	150
155	14.8	15.4		14.3	15.4	15.2	12.4	10.5	9	8.7	6.8	5.6	6.2	4.7	3.7	155
160	14	14.6		13.5	14.6	14.9	12.1	10.3	8.9	8.5	6.7	5.5	6	4.6	3.6	160
165	13.2	13.7		12.7	13.8	14.5	11.7	10.2	8.9	8.3	6.5	5.4	5.8	4.5	3.5	165
170	12.5	13		11.9	13	13.7	11.4	10	8.8	8.1	6.4	5.4	5.7	4.4	3.5	170
175	11.8	12.2		11.3	12.3	12.9	11	9.8	8.8	7.9	6.3	5.3	5.6	4.3	3.4	175
180	11.2	11.4		10.7	11.6		10.5	9.7	8.8	7.6	6.2	5.3	5.5	4.2	3.4	180
185	10.5	10.7		10.1	10.9		9.9	9.5	8.8	7.3	6	5.2	5.3	4.1	3.3	185
190	9.9	10		9.6	10.3		9.3	9.4	8.8	7.1	6	5.2	5.2	4	3.3	190
195	9.3			9.1	9.7		8.8	9.3	8.8	6.8	5.8	5.2	5	3.9	3.2	195
200	8.7			8.6	9.1		8.4	9.1		6.6	5.7	5.2	4.9	3.8	3.2	200
205				8.1	8.5		8	8.7		6.4	5.6	5.2	4.7	3.8	3.2	205
210				7.6			7.5	8.1		6.3	5.6	5.2	4.6	3.7	3.1	210
215				7.1			7.1	7.6		6.2	5.5	5.2	4.4	3.6	3.1	215
220				6.7			6.7	7.2		6	5.5	5.2	4.3	3.5	3.1	220
225							6.3	6.7		5.9	5.5		4.1	3.5	3.1	225
230							6	6.2		5.6	5.5		4.1	3.4	3.1	230
235							5.6	5.7		5.3	5.4		4	3.4	3.1	235
240							5.2			5	5.3		3.9	3.4	3.1	240
245							4.9			4.6	5.1		3.8	3.3		245
250										4.3	4.7		3.7	3.3		250
255										4	4.4		3.6	3.3		255
260										3.7			3.4	3.3		260
265										3.4			3.1	3.3		265
270													2.8	3.2		270
275													2.5	3		275
280														2.6		280

* adapter · pièce d'adaptateur

TAB 131562 / 131572 / 131582

Lifting capacities Forces de levage

TF



ft	187 ft + 5 ft*															ft
	46 ft			69 ft			92 ft			115 ft			138 ft			
	0°	20°	40°	0°	20°	40°	0°	20°	40°	0°	20°	40°	0°	20°	40°	
36	35.1															36
38	35.1															38
40	35.1															40
45	34.9			26.2			20.7									45
50	34.8			26.1			20.4			15.3						50
55	34.4	33.1		25.9			20			15.1			10.9			55
60	33.6	32.9		25.5			19.3			14.7			10.9			60
65	32.6	32		25.1			18.8			14.3			10.6			65
70	31.6	31.1	28	24.8	20.9		18.3			13.9			10.3			70
75	30.5	30.2	27.6	24.5	20.7		17.8			13.4			10			75
80	29.3	29.2	27	24.2	20.3		17.4			13			9.7			80
85	27.9	28.2	26.4	23.8	19.9		17	13.6		12.6			9.4			85
90	26.6	27.1	25.9	23	19.5	16.8	16.6	13.3		12.2			9.1			90
95	25.4	26.1	25.4	22.2	19.2	16.7	16.2	13		11.9	9		8.8			95
100	24.2	25.1	24.7	21.3	18.8	16.5	15.7	12.7	10.2	11.5	8.9		8.5			100
105	23.1	24	23.9	20.5	18.5	16.3	15.3	12.4	10.2	11.2	8.6		8.2			105
110	22	22.9	23.1	19.6	18.3	16.2	15	12.1	10	10.9	8.4		8	5.9		110
115	21	21.8	22.4	18.8	18	16	14.6	11.9	9.8	10.6	8.2		7.7	5.8		115
120	19.9	20.7	21.4	17.9	17.7	15.9	14.2	11.7	9.7	10.3	8	6	7.5	5.6		120
125	18.9	19.6	20.3	17.2	17.5	15.8	13.9	11.4	9.5	10	7.8	6	7.2	5.5		125
130	18	18.6	19.3	16.4	17.1	15.7	13.6	11.2	9.4	9.7	7.6	5.9	7	5.3		130
135	17	17.6	18.2	15.7	16.5	15.6	13.3	11.1	9.3	9.4	7.4	5.9	6.8	5.2		135
140	16.1	16.7	17.3	15	15.9	15.5	13	10.9	9.2	9.2	7.3	5.8	6.6	5	3.8	140
145	15.2	15.8	16.3	14.2	15.2	15.4	12.7	10.7	9.1	8.9	7.1	5.7	6.4	4.9	3.8	145
150	14.3	14.9	15.5	13.6	14.5	15	12.4	10.5	9	8.7	6.9	5.6	6.2	4.8	3.7	150
155	13.5	14	14.6	12.9	13.7	14.4	11.9	10.3	8.9	8.5	6.8	5.5	6	4.7	3.6	155
160	12.7	13.2	13.7	12.2	13	13.8	11.3	10.2	8.9	8.2	6.7	5.5	5.8	4.6	3.6	160
165	12.1	12.4		11.5	12.3	13	10.8	10.1	8.8	8.1	6.5	5.4	5.7	4.4	3.5	165
170	11.5	11.8		10.8	11.7	12.3	10.3	9.9	8.8	7.9	6.4	5.3	5.5	4.4	3.4	170
175	10.9	11.3		10.2	11	11.7	9.7	9.8	8.7	7.8	6.2	5.3	5.4	4.2	3.4	175
180	10.3	10.7		9.6	10.4	11	9.2	9.7	8.7	7.6	6.1	5.3	5.3	4.1	3.3	180
185	9.8	10.1		9	9.8		8.7	9.5	8.6	7.4	6	5.2	5.2	4.1	3.3	185
190	9.2	9.5		8.6	9.2		8.1	9.1	8.6	7.2	5.9	5.2	5.1	4	3.2	190
195	8.7	8.8		8.3	8.6		7.6	8.6	8.6	7	5.8	5.1	5	3.9	3.2	195
200	8.2	8.2		7.9	8.2		7.1	8.1	8.5	6.7	5.8	5.1	4.9	3.8	3.2	200
205	7.7			7.6	7.7		6.7	7.6	8.2	6.3	5.7	5.1	4.8	3.8	3.1	205
210	7.2			7.1	7.3		6.4	7.1		5.9	5.6	5.1	4.6	3.7	3.1	210
215	6.7			6.7	6.9		6.1	6.7		5.5	5.5	5.1	4.5	3.6	3.1	215
220				6.3	6.5		5.9	6.3		5.1	5.4	5.1	4.4	3.6	3.1	220
225				5.9	6		5.6	5.9		4.8	5.4	5.1	4.2	3.5	3.1	225
230				5.5			5.3	5.6		4.6	5.3		4	3.4	3.1	230
235				5.1			5	5.3		4.4	5		3.6	3.4	3.1	235
240				4.7			4.7	5		4.2	4.6		3.4	3.3	3.1	240
245							4.4	4.7		3.9	4.3		3.1	3.3	3.1	245
250							4			3.6	4.1		2.9	3.3	3.1	250
255							3.7			3.2	3.8		2.7	3.3	3.1	255
260							3.3			2.9	3.5		2.5	3		260
265										2.6	3.1			2.8		265
270											2.8			2.6		270
275											2.4			2.3		275

* adapter · pièce d'adaptateur

TAB 131562 / 131572 / 131582

Lifting capacities Forces de levage

TF



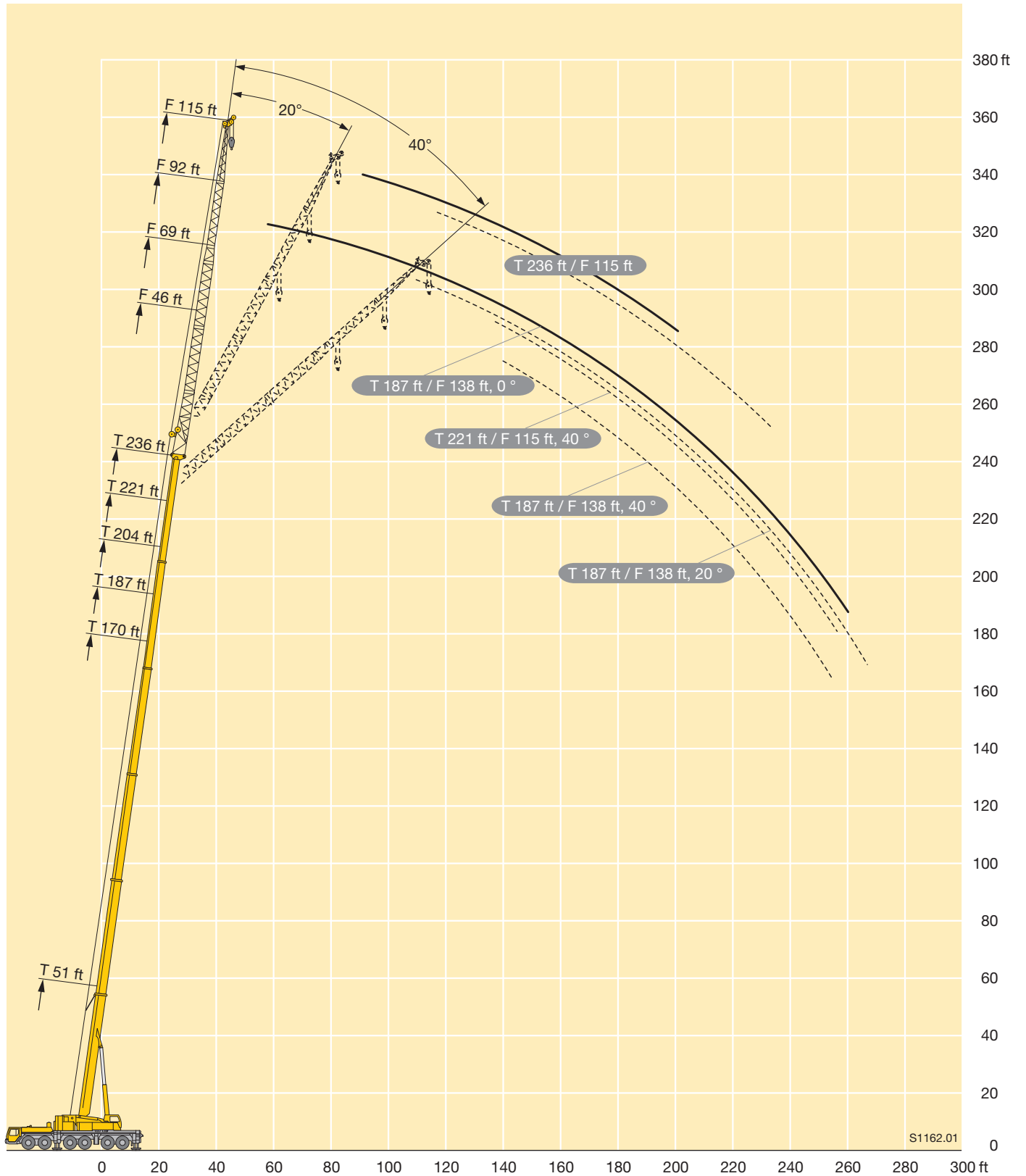
ft	204 ft + 5 ft*												221 ft + 5 ft*												236 ft + 5 ft*		ft				
	46 ft			69 ft			92 ft			115 ft			46 ft			69 ft			92 ft			115 ft			115 ft						
	0°	20°	40°	0°	20°	40°	0°	20°	40°	0°	20°	40°	0°	20°	40°	0°	20°	40°	0°	20°	40°	0°	20°	40°	0°	20°					
45	28.1			20.9										21.1														45			
50	27.9			20.9				16.7						21.1		16.6												50			
55	27.8			20.9				16.7			12.7			21.1		16.6			12.9									55			
60	27.5			20.8				16.7			12.7			21		16.6			12.9									60			
65	26.9	25.8		20.7				16.5			12.4			20.9		16.5			12.9				9					65			
70	26.3	25.1		20.6				16.2			12.1			20.7	20.3	16.5			12.9				9					70			
75	25.6	24.4	23.5	20.3	18.9			15.8			11.8			20.3	20	16.3			12.9				9					75			
80	24.8	23.7	23.3	19.9	18.8			15.5			11.5			19.9	19.4	16			12.8				9					80			
85	24.1	23	22.7	19.5	18.5			15.2			11.2			19.5	18.9	18.7	15.7	15.3	12.6				9				6.6	85			
90	23.2	22.3	22.1	19.1	18.1			14.9	12.3		10.9			19.1	18.4	18.2	15.4	14.9	12.4				9				6.6	90			
95	22.2	21.5	21.4	18.6	17.7	16		14.7	12.2		10.7			18.5	17.9	17.8	15	14.5	12.1	11.1			9				6.6	95			
100	21.2	20.7	20.6	17.9	17.2	15.9		14.4	11.9		10.4	8.1		17.9	17.4	17.3	14.7	14.1	13.6	11.9	11			9			6.6	100			
105	20.3	20	19.9	17.3	16.8	15.8	14	11.7			10.2	8.1		17.3	16.9	16.8	14.2	13.7	13.6	11.6	10.8			8.9			6.6	105			
110	19.4	19.3	19.2	16.7	16.3	15.7	13.7	11.5	9.7		9.9	7.9		16.7	16.4	16.4	13.8	13.3	13.2	11.3	10.7			8.7	7.2		6.6	110			
115	18.5	18.6	18.6	16.1	15.9	15.4	13.5	11.3	9.6		9.7	7.7		16.2	15.9	15.9	13.4	12.9	12.9	10.9	10.5			8.5	7.1		6.6	6.5	115		
120	17.7	18	18	15.5	15.4	15.1	13.2	11.1	9.5		9.4	7.6		15.6	15.4	15.5	13	12.6	12.5	10.6	10.3	9.1			8.4	7		6.6	6.5	120	
125	16.9	17.4	17.4	15	14.8	14.8	12.9	10.9	9.4		9.2	7.4		15	14.9	15	12.6	12.2	12.2	10.3	10	9.1			8.1	6.8		6.6	6.3	125	
130	16.1	16.8	16.8	14.4	14.3	14.4	12.4	10.8	9.2		9	7.2	5.8		14.5	14.4	14.5	12.3	11.9	11.9	10	9.7	9		7.9	6.7		6.6	6.3	130	
135	15.3	16.1	16.3	13.8	13.9	13.9	12	10.6	9.2		8.8	7.1	5.7		14	13.9	14	11.9	11.6	11.6	9.7	9.4	8.9		7.6	6.6		6.5	6.2	135	
140	14.6	15.4	15.7	13.2	13.4	13.5	11.6	10.4	9.1		8.6	7	5.6		13.4	13.4	13.6	11.5	11.2	11.3	9.4	9.1	8.8		7.4	6.5	5.4	6.4	6.1	140	
145	13.8	14.6	15.2	12.7	12.9	13	11.2	10.3	9		8.4	6.8	5.6		12.8	13	13.1	11.1	10.9	11	9.1	8.9	8.8		7.2	6.3	5.4	6.2	6	145	
150	13.1	13.9	14.4	12	12.5	12.6	10.8	10.2	8.9		8.2	6.7	5.5		12.2	12.5	12.7	10.7	10.6	10.7	8.9	8.6	8.7		6.9	6.3	5.3	6	5.9	150	
155	12.4	13.1	13.6	11.5	12.1	12.2	10.4	10	8.8		8	6.6	5.4		11.6	12.1	12.3	10.3	10.3	10.4	8.6	8.4	8.5		6.7	6.2	5.3	5.8	5.8	155	
160	11.7	12.4	12.9	10.9	11.7	11.8	9.9	9.9	8.7		7.8	6.5	5.4		11	11.6	11.9	9.9	9.9	10.2	8.3	8.1	8.3		6.5	6.1	5.2	5.5	5.7	160	
165	11	11.7	12.2	10.3	11.2	11.4	9.4	9.7	8.7		7.6	6.3	5.3		10.5	11.1	11.5	9.4	9.6	9.8	8.1	7.9	8		6.3	6	5.2	5.3	5.5	165	
170	10.5	11.1	11.5	9.8	10.7	11.1	9	9.4	8.7		7.5	6.2	5.3		9.9	10.5	10.9	9	9.3	9.5	7.8	7.7	7.8		6.1	6	5.1	5.1	5.3	170	
175	10	10.4	10.8	9.3	10.1	10.6	8.6	9.1	8.7		7.3	6.1	5.2		9.4	9.9	10.3	8.5	8.9	9.1	7.5	7.5	7.6		5.9	5.9	5.1	4.8	5.2	175	
180	9.5	9.8		8.7	9.5	10.1	8.1	8.8	8.6		7	6	5.2		8.9	9.3	9.7	8.1	8.6	8.8	7.2	7.3	7.4		5.8	5.7	5.1	4.5	5.1	180	
185	9.1	9.4		8.2	8.9	9.5	7.7	8.4	8.5		6.7	5.9	5.1		8.4	8.8		7.7	8.3	8.5	6.8	7.1	7.3		5.6	5.6	5	4.3	4.9	185	
190	8.7	8.9		7.7	8.4	9	7.3	8.2	8.3		6.3	5.8	5.1		7.8	8.3		7.3	7.9	8.3	6.5	6.9	7.1		5.4	5.4	5	4	4.8	190	
195	8.3	8.5		7.3	7.9	8.4	6.9	7.7	8.1		6	5.8	5.1		7.3	7.9		6.9	7.5	8	6.1	6.6	6.8		5.1	5.3	5	3.7	4.7	195	
200	8	8.1		6.9	7.5		6.5	7.3	7.8		5.6	5.7	5.1		6.8	7.4		6.5	7	7.5	5.8	6.4	6.6		4.8	5.1	5	3.4	4.5	200	
205	7.6	7.7		6.6	7.1		6.1	6.8	7.5		5.3	5.6	5.1		6.4	7		6	6.6	7.1	5.5	6.2	6.4		4.5	5	5	3.1	4.3	205	
210	7.2	7.3		6.4	6.7		5.7	6.4	7.1		4.9	5.6	5		6.1	6.5		5.6	6.1		5.1	6	6.2		4.2	4.9	5		4.1	210	
215	6.8	6.8		6.1	6.4		5.4	6	6.7		4.6	5.5	5		5.7	6.1		5.2	5.8		4.8	5.7	6		3.9	4.7	4.9		3.9	215	
220	6.3			5.8	6.1		5.1	5.7	6.2		4.3	5.3	5		5.3	5.7		4.9	5.5		4.5	5.3	5.8		3.7	4.6	4.8		3.6	220	
225	5.9			5.6	5.8		4.9	5.4			4	5	5		5	5.2		4.5	5.1		4.1	5	5.5		3.4	4.4	4.7		3.3	225	
230	5.6			5.3	5.5		4.7	5			3.8	4.7	5		4.6	4.8		4.1	4.7		3.8	4.6			3.1	4.1	4.5		3	230	
235	5.2			5	5.2		4.5	4.8			3.5	4.3	4.9		4.2	4.4		3.8	4.3		3.4	4.3			2.8	3.8	4.4		2.7	235	
240				4.7	4.8		4.3	4.5			3.3	3.9	4.6		3.8			3.5	3.9		3.1	3.9			2.5	3.5	4.2			240	
245				4.3			4	4.3			3.1	3.6			3.5			3.1	3.5		2.8	3.5				3.2	3.9			245	
250				4			3.7	4.1			2.9	3.4						2.8	3.1			3.2				2.9	3.5			250	
255				3.7			3.4	3.8			2.6	3.1						2.5	2.7			2.8				2.6	3.2			255	
260							3.1	3.5			2.4	2.9										2.4					2.2				260
265							2.8					2.6																			265
270							2.5					2.4																			270
275							2.2					2.2																			275

* adapter · pièce d'adaptateur

TAB 131562 / 131572 / 131582

Lifting heights Hauteurs de levage

TF



Lifting capacities Forces de levage

TN



85%

ft	51 ft + 10 ft*								85 ft + 10 ft*								119 ft + 10 ft*								ft				
	57 ft	69 ft	92 ft	115 ft	138 ft	161 ft	184 ft	207 ft	230 ft	57 ft	69 ft	92 ft	115 ft	138 ft	161 ft	184 ft	207 ft	230 ft	57 ft	69 ft	92 ft	115 ft	138 ft	161 ft		184 ft	207 ft		
22	112																										22		
24	112																											24	
26	112	112																										26	
28	112	112																										28	
30	112	112							95.5																			30	
32	112	112							95.5	85.5																		32	
34	112	111							95.5	85.5																		34	
36	111	109	86.5						95.5	85.5										65								36	
38	111	108	85.5						95.5	85.5										65	57.6							38	
40	110	107	84.5						95.5	85.5	67									65	57.5							40	
45	106	104	82.5	65.5					95.5	85.5	66.5									65	57.3	44.7						45	
50	95.5	102	80.5	64.5	50.8				95.5	85.5	66	51.1								65	57.2	44.6						50	
55	80.5	96.5	79	63.5	50.6	39.8			93	85.5	65.5	50.9	40.3							65	57.1	44.4	35.6					55	
60		86	78	62	50	39.7				85	65.5	50.6	40.3							65	57.1	44.3	35.6					60	
65		72.5	77	61	49.3	39.3	31.1			84.5	65.5	50.3	40	31.8						65	57.1	44.2	35.4	28.5				65	
70			73.5	60.5	48.5	38.9	30.8	24.6			77.5	65	50.1	39.8	31.6	24.9					57.1	44.1	35.3	28.4	22.6				70
75			67.5	59.6	47.8	38.5	30.4	24.4	18.2			65	50	39.5	31.3	24.8	20				57.1	44.1	35.1	28.2	22.5	18			75
80			59	59	47.2	38.1	30.1	24.1	18			64.5	50	39.3	31.1	24.6	19.9					44.1	35	28.1	22.4	18			80
85			50.5	58.3	46.6	37.6	29.8	23.9	17.3			62.5	49.9	39.1	30.9	24.4	19.7	15.5				44.1	35	28	22.3	17.9	14.1		85
90			41.3	55.2	46.2	37.2	29.5	23.6	16.6			56.6	49.9	39.1	30.7	24.3	19.6	15.1				44.1	35	27.9	22.3	17.8	14		90
95				50.7	45.3	36.8	29.3	23.4	16			46.3	49.8	39	30.5	24.1	19.4	14.6				44.1	35	27.9	22.2	17.7	14		95
100				45.5	44.1	36.5	29	23.1	15.4				49.5	39	30.5	23.9	19.2	14.1					35	27.9	22.1	17.6	13.9		100
105				40.3	42.7	36.1	28.8	22.8	14.8				48.7	39	30.4	23.8	19.1	13.6					35	27.9	22.1	17.5	13.8		105
110				34.5	41.2	35.8	28.6	22.5	14.2				45	38.7	30.3	23.7	18.9	13.2					35	27.9	22.1	17.5	13.8		110
115					39	35.5	28.3	22	13.7				40.3	38.2	30.3	23.6	18.8	12.8					35	27.9	22.1	17.4	13.7		115
120					36	35.2	27.8	21.6	13.2					37.5	30.2	23.4	18.7	12.3					35	27.9	22.1	17.4	13.7		120
125					32.4	34.7	27.3	21.2	12.6					36.5	30.2	23.2	18.6	11.9						27.9	22.1	17.4	13.6		125
130					28.6	33.7	26.7	20.7	12.1					34.7	30.1	22.8	18.5	11.5						27.9	22.1	17.4	13.6		130
135					23.6	31.5	26.2	20.2	11.6					31.8	30.1	22.5	18.4	11.1						27.9	22.1	17.4	13.6		135
140						28.9	25.7	19.7	11.1					27.2	30.1	22.1	18.1	10.7						27.9	22.1	17.4	13.6		140
145						26.2	25.3	19.3	10.6						29.9	21.7	17.8	10.2							22.1	17.4	13.6		145
150						23.5	25	18.8	10.2						28.5	21.4	17.5	9.8							22.1	17.4	13.6		150
155						20.6	24.3	18.4	9.7						26.1	21.2	17.2	9.4							22.1	17.4	13.6		155
160							23.1	18	9.3						23.4	21	16.9	9.1							22.1	17.4	13.6		160
165							21.3	17.6	8.9							20.8	16.6	8.7							22.1	17.4	13.6		165
170							19.3	17.2	8.5							20.6	16.3	8.3							22.1	17.4	13.6		170
175							17.3	16.9	8.1							20.5	16.1	8								17.4	13.6		175
180							14.5	16.6	7.7							19.8	15.8	7.7								17.4	13.6		180
185								16.2	7.4								15.6	7.3								17.4	13.6		185
190								15.9	7.1								15.4	7								17.4	13.6		190
195								14.6	6.8								15.1	6.7									13.6		195
200								12.8	6.5								14.9	6.5									13.5		200
205									6.2								14.3	6.2									13.4		205
210									5.9									6									13.3		210
215									5.7										5.7								13		215
220									5.4										5.5										220
225									5.3										5.3										225

* adapter · pièce d'adaptateur

TAB 131218

Lifting capacities Forces de levage

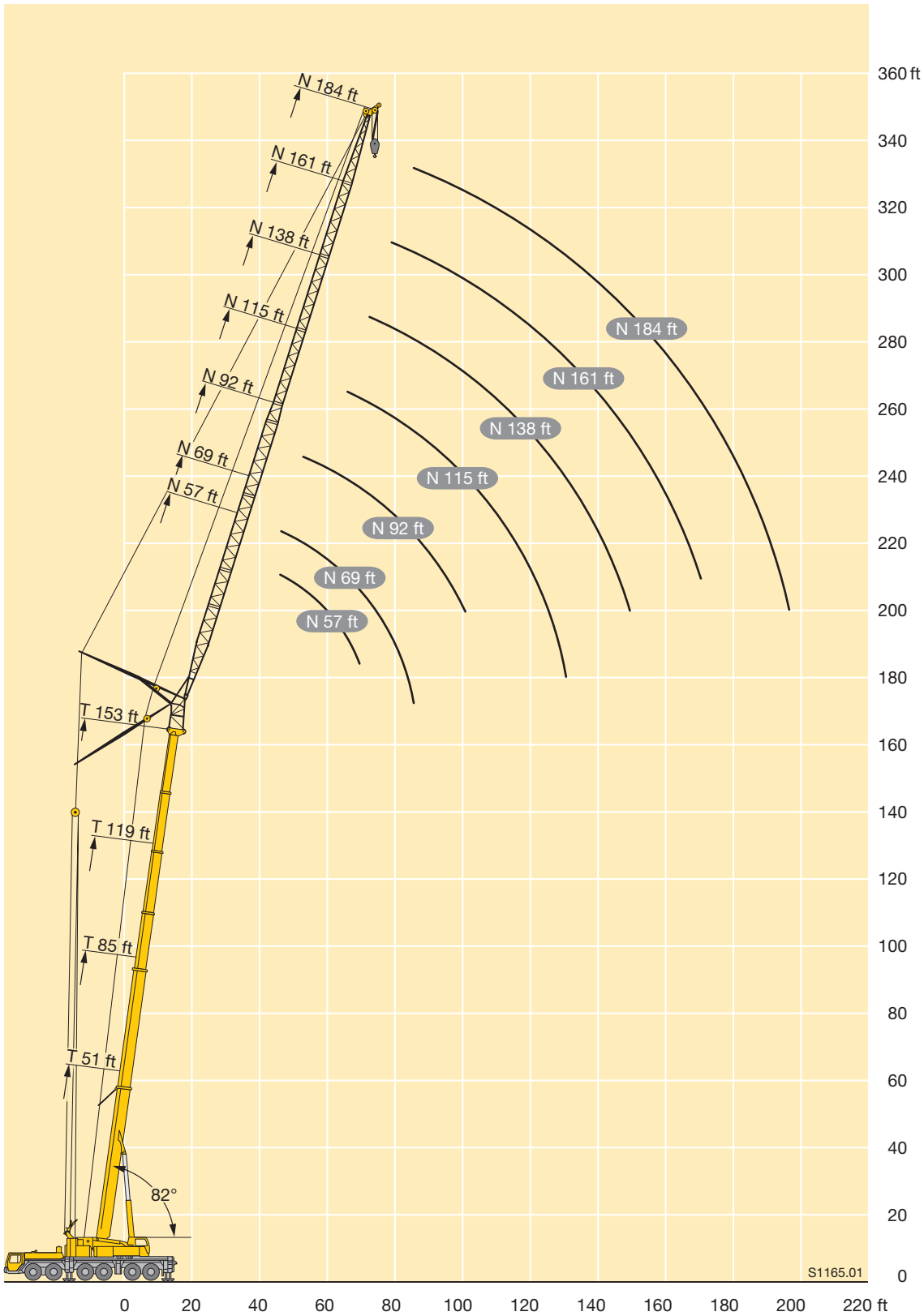
TN



ft	153 ft + 10 ft*							187 ft + 10 ft*					204 ft + 10 ft*				221 ft + 10 ft*			ft	
	57 ft	69 ft	92 ft	115 ft	138 ft	161 ft	184 ft	57 ft	69 ft	92 ft	115 ft	138 ft	57 ft	69 ft	92 ft	115 ft	57 ft	69 ft	92 ft		
45	40.3	35.6																			45
50	40.2	35.5	27.8					24.1	21.3					18.1							50
55	40.1	35.4	27.7					24	21.2					18	15.6			13.1			55
60	40.1	35.3	27.6					23.9	21.1					17.9	15.6			13			60
65	40.1	35.2	27.5	21.5				23.9	21	16.2				17.8	15.5	11.6		13	11.1		65
70	40.1	35.2	27.4	21.4	17.2			23.9	20.9	16.1	12.3			17.8	15.4	11.5	7.5	12.9	11	6.8	70
75		35.2	27.3	21.3	17.1	13.2		23.9	20.9	16.1	12.2	8.5		17.8	15.4	11.5	7.5	12.9	11	6.8	75
80		35.2	27.3	21.2	17	13.2			20.9	16	12.2	8.5			15.4	11.4	7.5		10.9	6.8	80
85		35.2	27.3	21.2	16.9	13.1	9.5		20.9	16	12.1	8.5			15.4	11.3	7.5		10.9	6.8	85
90			27.3	21.1	16.9	13.1	9.5			16	12	8.5			15.4	11.3	7.5		10.9	6.8	90
95			27.3	21.1	16.8	13	9.5			16	12	8.5				11.3	7.5			6.8	95
100			27.3	21.1	16.8	12.9	9.5			15.9	12	8.5				11.2	7.5			6.8	100
105				21.1	16.8	12.9	9.5			15.9	12	8.5				11.2	7.5			6.8	105
110				21.1	16.8	12.8	9.5			15.9	12	8.5				11.2	7.5			6.8	110
115				21.1	16.8	12.8	9.5				12	8.5					7.5				115
120				21.1	16.8	12.8	9.5				12	8.5					7.5				120
125				21.1	16.8	12.8	9.5				12	8.5					7.5				125
130				21.1	16.8	12.8	9.5				12	8.5					7.5				130
135					16.8	12.8	9.5					8.5					7.5				135
140					16.8	12.8	9.5					8.5									140
145					16.8	12.8	9.5					8.5									145
150					16.8	12.8	9.5					8.5									150
155						12.8	9.5					8.5									155
160						12.8	9.5														160
165						12.8	9.5														165
170						12.8	9.5														170
175							9.5														175
180							9.5														180
185								9.5													185
190								9.5													190
195								9.5													195

* adapter · pièce d'adaptateur

TAB 131218



Lifting capacities Forces de levage

TN



51 - 119 ft
75° T



57 - 230 ft
N



360°



159800 lbs



85%

ft	51 ft + 10 ft*								85 ft + 10 ft*								119 ft + 10 ft*								ft				
	57 ft	69 ft	92 ft	115 ft	138 ft	161 ft	184 ft	207 ft	230 ft	57 ft	69 ft	92 ft	115 ft	138 ft	161 ft	184 ft	207 ft	230 ft	57 ft	69 ft	92 ft	115 ft	138 ft	161 ft		184 ft	207 ft		
38	112																										38		
40	112																											40	
45	109	102																										45	
50	106	98.5								92.5																		50	
55	99	95	78							92	83																	55	
60	89.5	91.5	76							90.5	82.5										63							60	
65	79	88.5	74	60						86.5	81.5	63.5									63	55.9						65	
70		81.5	73	59.1	48					83	79.5	63	49.3								60.5	55.9						70	
75			72	57.9	47.5					76	62.5	49.2									58.3	55.2	43.4					75	
80			70.5	56.8	46.6					72	62	49										53.8	43.4					80	
85			66.5	56.1	45.7	37.4				68	62	48.7	38.6									51.7	43.3	34.5				85	
90			58.7	55.6	44.9	36.8	29.3				60.5	48.4	38.4	30.3								49.8	43.2	34.4				90	
95			49.7	55.1	44.3	36.2	29.1				57.9	48.1	38.2	30.1									43.1	34.3	27.4			95	
100				53.9	43.8	35.7	28.8	22.8			55	48	38	30	23.5								42.7	34.3	27.4	21.8		100	
105				50.9	43.4	35.1	28.5	22.8				48	37.9	29.8	23.5								41.5	34.2	27.3	21.8		105	
110				45.9	42.8	34.8	28.1	22.6	14.9			47.4	37.8	29.7	23.4	18.7							40.4	34.2	27.3	21.7		110	
115				40.5	41.7	34.5	27.7	22.3	14.5			45.8	37.8	29.6	23.2	18.7							39.6	34.2	27.2	21.7	17.2	115	
120					40.4	34.3	27.4	21.9	13.9			43.8	37.8	29.5	23.1	18.6	12.9							34.1	27.2	21.6	17.2	13.1	120
125					38.9	34.2	27.1	21.5	13.3			41.9	37.7	29.4	22.9	18.5	12.8							33.8	27.2	21.5	17.2	13.1	125
130					36.7	34	27	21	12.8			38.3	37.2	29.4	22.8	18.4	12.4							33	27.2	21.5	17.1	13.1	130
135					33.4	33.9	26.8	20.6	12.3					36.5	29.4	22.7	18.3	12						32.5	27.2	21.4	17.1	13.1	135
140					29.5	33.5	26.4	20.2	11.8					35.5	29.4	22.5	18.2	11.5							27.2	21.4	17.1	13.1	140
145					32.4	26	19.8	11.3						34.2	29.4	22.3	18.1	11.1							27.2	21.4	17	13.1	145
150					30.1	25.6	19.3	10.8						32.1	29.4	22	17.9	10.7							27.2	21.4	17	13.1	150
155					27.4	25.2	18.9	10.4							29.4	21.7	17.7	10.4							26.7	21.4	17	13.1	155
160					24.6	24.8	18.5	9.9							29.1	21.5	17.5	10							26.1	21.4	17	13.1	160
165						24.4	18.1	9.5							28.2	21.2	17.2	9.6								21.4	17	13.1	165
170						23.9	17.7	9.1							26.7	20.9	16.9	9.2								21.4	17	13.1	170
175						22.3	17.3	8.7							23.6	20.7	16.6	8.8								21.4	17	13.1	175
180						20.4	16.9	8.3								20.5	16.4	8.5								21.4	17	13.1	180
185						18.2	16.6	7.9								20.5	16.1	8.1								17	13.1	185	185
190						15.6	16.3	7.5								20.4	15.8	7.7								17	13.1	190	190
195							16	7.1								20	15.6	7.4								17	13.1	195	195
200							15.8	6.8								15.3	7.1									17	13.1	200	200
205								15.2	6.4								15.2	6.8								17	13.1	205	205
210									6.2								15	6.4									13.1	210	210
215									5.9								14.8	6.2									13.1	215	215
220									5.7								14.1	5.9									13.1	220	220
225									5.5									5.7									13.1	225	225
230									5.3									5.5										230	230
235									5.2									5.3										235	235
240																		5.1										240	240

* adapter - pièce d'adaptateur

TAB 131221

Lifting capacities Forces de levage

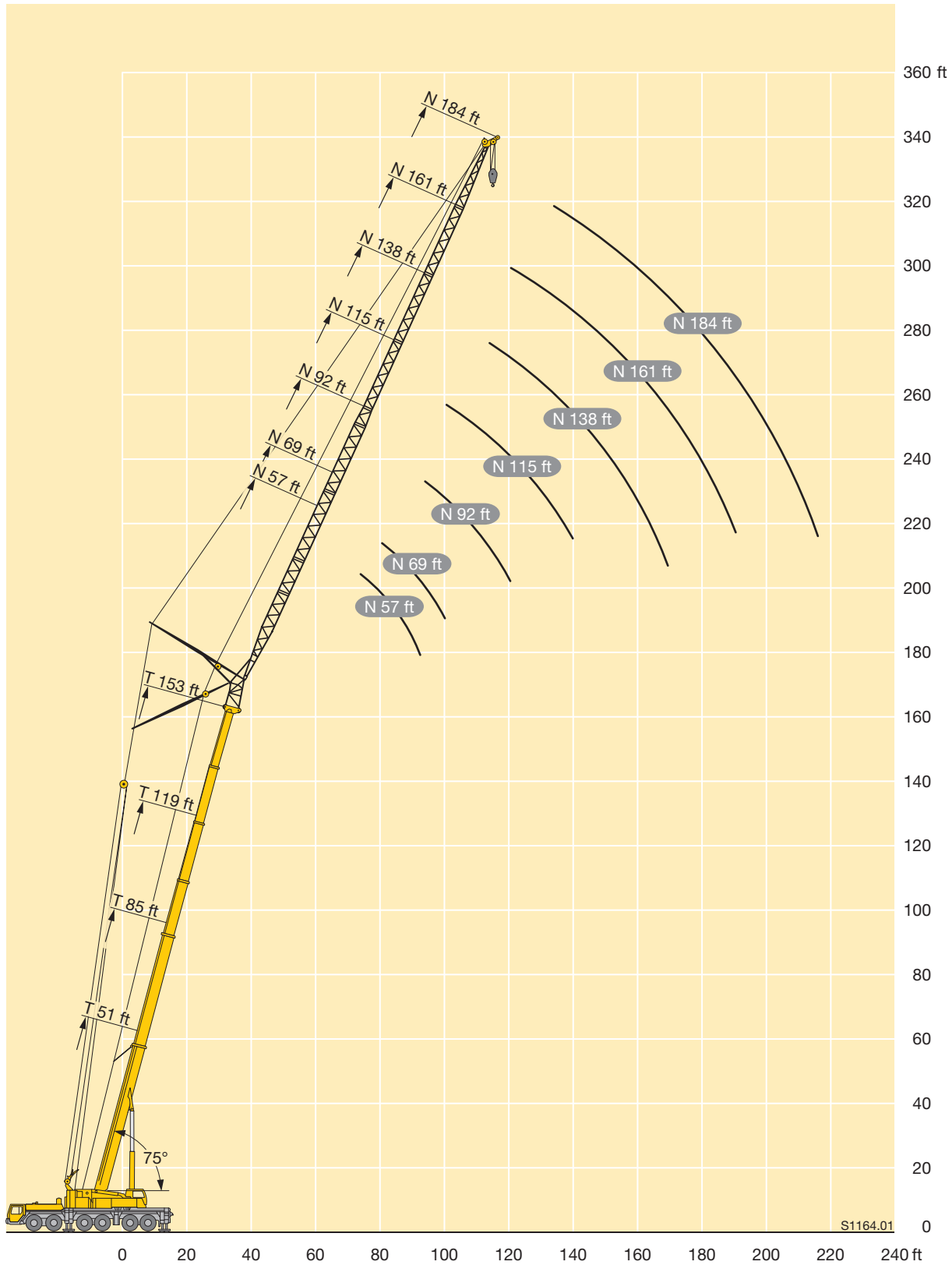
TN



ft	153 ft + 10 ft*							187 ft + 10 ft*					204 ft + 10 ft*				221 ft + 10 ft*			ft		
	57 ft	69 ft	92 ft	115 ft	138 ft	161 ft	184 ft	57 ft	69 ft	92 ft	115 ft	138 ft	57 ft	69 ft	92 ft	115 ft	57 ft	69 ft	92 ft			
70	39.3																				70	
75	39.1	34.4																				75
80	38.8	34.4																				80
85	38.1	34.4																				85
90	37.2	34.2	26.8					22.8	20.4													90
95		33.7	26.7	20.6				22.5	20.3				17.1	14.8								95
100		33	26.7	20.6					20.1	15.5			16.9	14.8			11.6					100
105			26.7	20.6					19.8	15.5				14.8			11.6					105
110			26.6	20.5	16.3				19.4	15.5	10.9			14.6	9.9		11.6					110
115			26.4	20.5	16.3	11.9				15.4	10.9			14.4	9.9							115
120			26.1	20.5	16.3	11.9				15.4	10.9	7			9.9	6.1					5.3	120
125				20.5	16.3	11.9				15.2	10.9	7			9.9	6.1					5.3	125
130				20.5	16.2	11.9	8			15	10.9	7			9.9	6.1					5.3	130
135				20.5	16.2	11.9	8				10.9	7			9.9	6.1					5.3	135
140				20.5	16.2	11.9	8				10.9	7				6.1					5.3	140
145					16.2	11.9	8				10.9	7				6.1						145
150					16.2	11.9	8				10.9	7				6.1						150
155					16.2	11.9	8				10.9	7				6.1						155
160					16.2	11.9	8					7										160
165					16.2	11.9	8					7										165
170					16.2	11.9	8					7										170
175						11.9	8					7										175
180						11.9	8															180
185						11.9	8															185
190						11.9	8															190
195							8															195
200							8															200
205							8															205
210							8															210
215							8															215

* adapter · pièce d'adaptateur

TAB 131221



Lifting capacities Forces de levage

TN








ft	51 ft + 10 ft*								85 ft + 10 ft*								119 ft + 10 ft*								ft				
	57 ft	69 ft	92 ft	115 ft	138 ft	161 ft	184 ft	207 ft	230 ft	57 ft	69 ft	92 ft	115 ft	138 ft	161 ft	184 ft	207 ft	230 ft	57 ft	69 ft	92 ft	115 ft	138 ft	161 ft		184 ft	207 ft		
55	93.5																										55		
60	92.5	89																										60	
65	89	84							81																			65	
70	82.5	81							77																			70	
75		78.5	69.5						73	72																		75	
80		74	67.5						69.5	68																		80	
85		62	66	54.9					66.5	64.5	60									48.4								85	
90			65	53.9					62	58.6									46.2	44.6								90	
95			62.5	52.9	43.2					56.6	46.8								44.2	43.3								95	
100			57.6	52.2	43					54.5	46.6									41.4	37.7							100	
105				51.8	42.2	35				52.6	46.1										37.7							105	
110				51.5	41.5	34.4				50.5	45.7	37									36.3							110	
115				49.5	41	33.8	27.4			48.1	45.2	36.8									35	32						115	
120				45.9	40.7	33.3	27.3				44.4	36.5	28.9								33.8	31.6	26.7					120	
125					40.4	32.8	26.9				43	36.2	28.9								32.6	30.5	26.7					125	
130					39.3	32.6	26.5	21.4			41.1	36.1	28.8								31.6	29.6	26.6					130	
135					38	32.5	26.2	21.1			39.3	36	28.7	22.4								28.6	26.2	21				135	
140					36.3	32.5	25.9	20.7	12			35.8	28.6	22.4	17.8							27.8	25.6	21				140	
145					33.8	32.5	25.7	20.4	11.9			35.2	28.5	22.4	17.8							26.9	24.9	21				145	
150					30.3	32.5	25.7	20	11.4			33.8	28.5	22.4	17.8							26.1	24.2	21	16.7			150	
155						31.9	25.5	19.5	11			32.4	28.5	22.2	17.8	11							23.6	21	16.7			155	
160						30.4	25.2	19.1	10.5			31.1	28.5	22	17.8	10.8						23	20.9	16.7	12.6			160	
165						28.1	24.9	18.7	10.1				28.4	21.8	17.7	10.4							22.4	20.7	16.7	12.6			165
170						25.4	24.6	18.3	9.7					27.9	21.5	17.5	10						21.7	20.1	16.7	12.6			170
175							24.3	17.9	9.3					27	21.2	17.3	9.6						21.3	19.6	16.7	12.6			175
180							23.8	17.5	8.8					26	21	17	9.3							19.2	16.7	12.6			180
185							22.9	17.1	8.5						20.8	16.7	8.9							18.7	16.7	12.6			185
190							21.2	16.8	8.1						20.5	16.4	8.6							18.2	16.5	12.6			190
195							18.8	16.4	7.7						20.4	16.1	8.2							17.9	16.1	12.6			195
200								16.1	7.3						20.3	15.9	7.9									15.8	12.6		200
205								15.8	7						20.3	15.6	7.5									15.4	12.6		205
210								15.6	6.6							15.3	7.2									15.1	12.6		210
215								15.4	6.3							15.1	6.9									14.8	12.6		215
220									6							14.9	6.6									14.6	12.6		220
225									5.7							14.8	6.2											12.5	225
230									5.5								6											12.2	230
235									5.4																			12	235
240									5.2																			11.8	240
245																													245
250																													250
255																													255

* adapter · pièce d'adaptateur

Lifting capacities Forces de levage

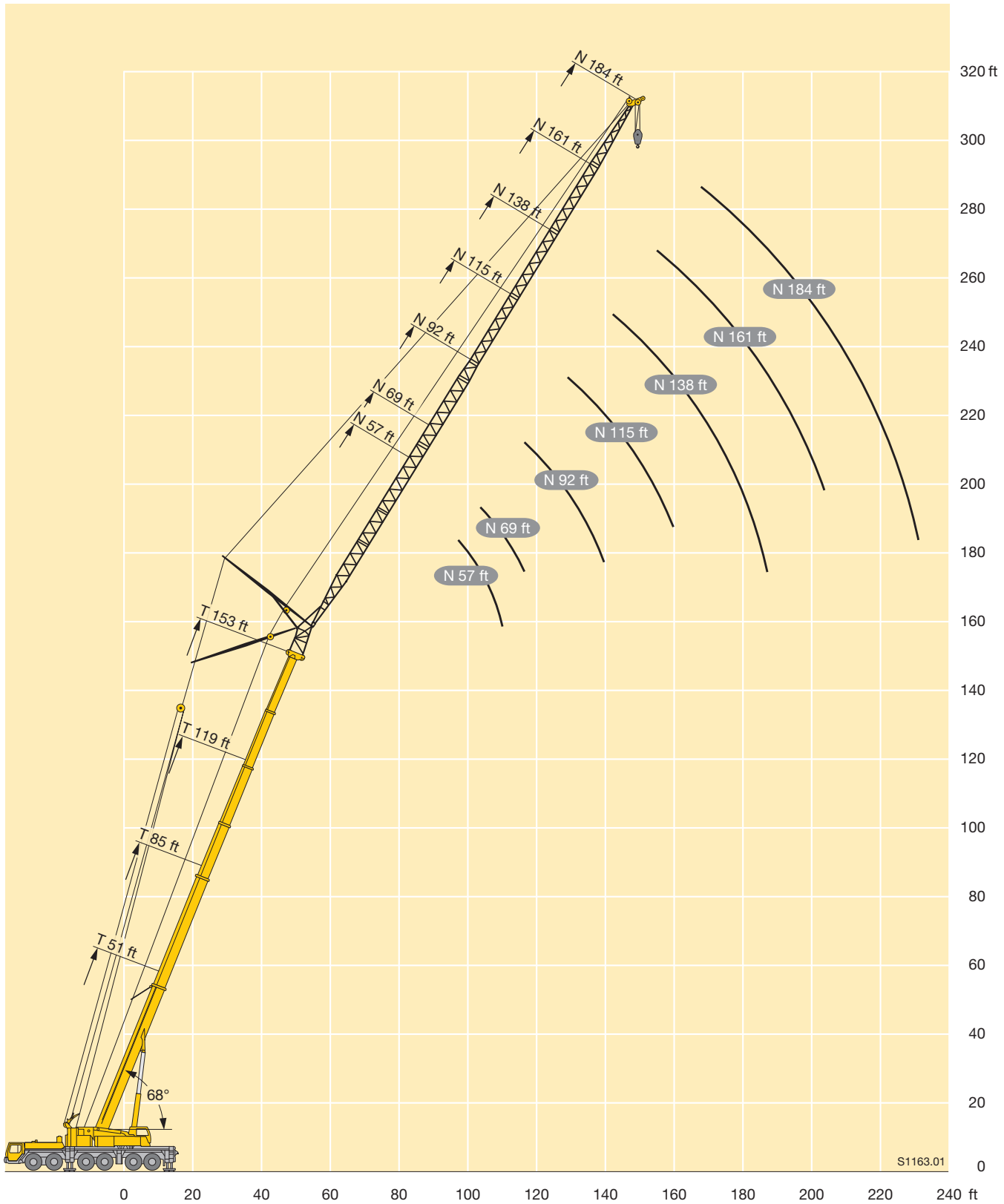
TN



ft	153 ft + 10 ft*							187 ft + 10 ft*				204 ft + 10 ft*		221 ft + 10 ft*	ft	
	57 ft	69 ft	92 ft	115 ft	138 ft	161 ft	184 ft	57 ft	69 ft	92 ft	115 ft	138 ft	92 ft	115 ft		92 ft
95	31.9															95
100	31.4	29.1														100
105	30.1	29.1														105
110	28.9	28														110
115		26.9	23.7					17								115
120			23.5					16.7	15.1							120
125			22.8						15.1							125
130			22.2	19.2					14.6							130
135			21.5	18.9						11.9						135
140			20.8	18.4	15.3					11.7						140
145				18	15.3					11.3						145
150				17.6	15.2					11	9		7.5			150
155				17.2	15	10.9				10.6	8.7		7.2		4.4	155
160				16.8	14.8	10.9					8.5	6.3	7	5.1	4.4	160
165					14.5	10.9					8.2	6.3		5.1	4.4	165
170					14.3	10.9	7.5				7.9	6.3		5.1	4.4	170
175					13.9	10.9	7.5				7.7	6.1		4.9		175
180					13.6	10.9	7.5					6		4.8		180
185					13.2	10.9	7.5					5.8				185
190					12.9	10.9	7.5					5.7				190
195						10.9	7.5					5.5				195
200						10.7	7.5					5.4				200
205						10.4	7.5									205
210							7.5									210
215							7.5									215
220							7.5									220
225							7.5									225
230							7.5									230
235							7.5									235

* adapter · pièce d'adaptateur

TAB 131223



Equipment Equipment

Crane carrier

Frame	Liebherr designed and manufactured, box-type, torsion resistant design of high-tensile fine grained structural steel.
Outriggers	Four hydraulically extendable sliding beams with hydraulic jacks and supporting pads. The front outrigger casing is mounted between axles 2 and 3 and the rear casing is located at the rear of the carrier.
Engine	8-cylinder Diesel engine, make Liebherr, watercooled, output 450 kW (612 h.p.), max. torque 2095 lbs-ft. Exhaust emissions acc. to 97/68/EG and EPA/CARB. Fuel reservoir: 141 gallons.
Transmission	Automatic transmission system with converter control clutch, make ZF, type TC-TRONIC with 12 forward speeds and 2 reverse speeds, transfer case with transfer differential.
Axles	Crane carrier axles of minor maintenance. All axles suspended. Axles 1 to 3 and 5 and 6 steered. Axles 1, 5 and 6 are planetary axles, intermediate differential at axle 5, all driven axles with transverse differential locks.
Cardan shaft	All cardan shafts with 70° diagonal toothing and maintenance-free.
Suspension	All axles with hydropneumatic suspension and automatic levelling system. Load equalization between the axle pairs 1 + 2, 3 + 4 and 5 + 6. The suspension can be locked hydraulically.
Tyre equipment	12 tyres, all axles equipped with single tyres. Size of tyres: 445/95 R 25 (16.00 R 25).
Steering	ZF semi-integral power steering, dual circuit system with hydraulic servo-system and additional backing pump driven by an axle.
Brakes	Service brake: All-wheel servo-air brake, dual circuit system. Supplementary brakes: Exhaust brake with Liebherr supplementary brake system, retarder in the automatic transmission. Hand brake: Spring-loaded, acting on all wheels of axles 2 to 6.
Driving cab	Spacious sheet steel cab, cataphoretic dip-primed, mounted on rubber shock absorbers, safety glass windows, operating and control elements.
Electrical system	Modern data bus technique, 24 Volt DC, 2 batteries of 170 Ah each.

Crane superstructure

Frame	Liebherr-made torsion resistant, welded construction of high-tensile structural steel, linked to carrier by a roller slewing rim for 360° continuous rotation.
Crane engine	4-cylinder Diesel, make Liebherr, watercooled, output 180 kW (245 h.p.), max. torque 840 lbs-ft. Exhaust emissions acc. to 97/68/EG and EPA/CARB. Fuel reservoir: 72 gallons.

Crane drive	Diesel-hydraulic, with 5 axial piston variable displacement pumps, with servo-control and capacity control.
Crane control	Two self-centering control levers (joy-sticks). Electronic control by means of the LICCON system, infinitely variable crane motions through displacement control of the hydraulic pumps. Additional working speed control by variation of the Diesel engine speed.
Hoist gear	Axial piston variable displacement motor, Liebherr hoist drum with integrated planetary gear and spring-loaded static brake.
Luffing gear	1 differential hydraulic rams with nonreturn valve.
Slewing gear	Hydraulic motor, planetary gear, slewing pinion and spring-loaded static brake.
Crane cab	Galvanized steel construction, powder coating, safety glazing, operating and control elements. Cab tiltable backwards by 20°.
Safety devices	LICCON safe load indicator, test system, hoist limit switches, safety valves against rupture of pipes and hoses.
Counterweight	159800 lbs counterweight comprising 1 basic slab of 22000 lbs and 3 slabs of 27500 lbs each, 2 lateral hang on slabs of 27500 lbs each.
Telescopic boom	1 base section and 5 telescopic sections. All telescopic sections extendable individually by means of the rapid-cycle telescoping system TELEMATIK. Boom length 51 ft to 236 ft.
Electric system	Modern data bus technique, 24 Volt DC, 2 batteries of 170 Ah each.

Additional equipment

Folding jibs	Single folding jib, 40 ft long, for mounting on telescopic boom at 0°, 20° or 40°. Double folding jib, 40 ft to 72 ft long, for mounting on telescopic boom at 0°, 20° or 40°.
Intermediate sections	2 intermediate sections of 23 ft each for the extension of the biparted swing-away jib to 95 ft or 118 ft.
Lattice jibs	Fixed lattice jib 46 ft to 138 ft long, installation at 0°, 20° or 40°, luffing lattice jib 57 ft to 230 ft long.
2nd hoist gear	For 2-hook operation or for operating the luffing lattice jib.
Additional counterweight	2 additional lateral hang on slabs of 27500 lbs each for a total counterweight of 214900 lbs.
Tyre equipment	12 tyres, all axles with single tyres. Tyre size 525/80 R 25 (20.5 R 25).
Drive 12 x 8	Axle 3 additionally driven.
TELMA-type eddy current brake	Fitted to the 4 th axle for increasing the sustained-action braking performance.

Other items of equipment available on request.

Equipment Equipment

Châssis porteur

Châssis	Fabrication Liebherr, construction en caisson indéformable, en acier à haute résistance à grains fins.
Stabilisateurs	Quatre poutres horizontales télescopiques, avec vérins hydrauliques de calage verticaux et patins. Les caissons de poutres de calage avants sont situés entre les essieux 2 et 3, et les caissons des poutres de calage arrières sont situés à l'arrière du châssis.
Moteur	Moteur diesel, 8 cylindres, fabriqué par Liebherr, à refroidissement par eau, de 450 kW (612 ch), couple max. 2095 lbs-ft. Emissions des gaz d'échappement conformes aux directives 97/68/EG et EPA/CARB. Capacité du réservoir à carburant: 141 gallons.
Boîte de vitesse	Boîte automatique avec convertisseur-embayage, marque ZF, type TC-TRONIC avec 12 marches AV et 2 marches AR, boîte de transfert avec différentiel répartiteur.
Essieux	Essieux de la grue exempts d'entretien, les 6 essieux sont suspendus. Les essieux 1 à 3, 5 et 6 sont directeurs. Les essieux 1, 5 et 6 sont des essieux planétaires, entraînés, différentiel intermédiaire à l'essieu 5, tous les essieux moteurs sont munis de dispositifs de blocage du différentiel transversal.
Arbres articulés	Tous les arbres articulés à denture étagée de 70° et exempts d'entretien.
Suspension	Tous les essieux sont suspendus hydropneumatiquement avec mise à niveau et équilibrage entre essieux automatiques. Egalisation de la charge par essieu entre essieux 1 + 2, 3 + 4 et 5 + 6. Suspension blocable hydrauliquement.
Pneumatiques	12 roues à monte simple. Taille: 445/95 R 25 (16.00 R 25).
Direction	Direction semi-bloc ZF, à double circuit, assistée hydrauliquement, avec pompe auxiliaire entraînée par un essieu.
Freins	Frein de service: à double circuit assisté pneumatiquement, sur toutes les roues. Freins supplémentaires: frein à clapet d'échappement avec système de freinage supplémentaire Liebherr, ralentisseur dans la boîte automatique. Frein de secours et frein à main: par cylindres à ressorts sur les essieux 2 à 6.
Cabine	Cabine spacieuse, tôle d'acier, revêtue anti-corrosion par bain de cataphorèse, suspendue sur silent blocs, vitrage de sécurité, tableau de bord complet.
Installation électrique	Technique moderne de transmission de données par BUS de données, courant continu 24 Volts, 2 batteries de 170 Ah chacune.

Partie tournante

Châssis	Construction mécanosoudée en tôle d'acier à haute résistance à grains fins. Reliée au porteur par une couronne d'orientation à 3 rangées de rouleaux. Rotation totale 360°.
----------------	---

Moteur	Moteur diesel Liebherr, 4 cylindres, à refroidissement par eau, de 180 kW (245 ch), couple max. 840 lbs-ft. Emissions des gaz d'échappement conformes aux directives 97/68/EG et EPA/CARB. Capacité du réservoir à carburant: 72 gallons.
Entraînement	Diesel hydraulique à 3 pompes à débit variable servo commandées à régulation de puissance.
Commande	2 leviers à 4 directions avec rappel automatique au point mort. Commande électronique via le dispositif LICCON. Commande des mouvements progressive en continu par variation de l'inclinaison des pompes et augmentation du régime moteur.
Treuil	Moteur hydraulique à cylindrée variable, treuil de marque Liebherr avec réducteur planétaire à frein d'arrêt à lamelles intégrées.
Relevage de flèche	1 vérin hydraulique différentiel avec clapet anti-retour de sécurité.
Orientation	Un moteur hydraulique, un réducteur planétaire, un pignon d'orientation et un frein à lamelles.
Cabine de grue	En tôle d'acier galvanisée, peinte par poudre polyester et cuisson au four, avec vitrage de sécurité, dotées de tous les éléments de contrôle et de commande, cabine inclinable vers l'arrière de 20°.
Sécurités	Contrôleur de charge LICCON, système test, fin de course crochet haut, clapets de sécurité en cas de ruptures de flexibles.
Contrepoids	159800 lbs, composé d'une plaque de base de 22000 lbs et 3 plaques de 27500 lbs unitaires, 2 blocs latéraux de suspension de 27500 lbs.
Flèche télescopique	Un élément de base et de 5 télescopes. Chaque partie peut être télescopée individuellement à l'aide du système de télescopage séquentiel rapide TELEMATIK. Longueur de flèche: 51 ft – 236 ft.
Circuit électrique	Technique moderne de transmission de données par BUS de données. Courant continu 24 Volts, 2 batteries de 170 Ah chacune.

















Équipement supplémentaire

Fléchettes pliante	Fléchette pliante, 40 ft, pour le montage à la flèche télescopique à 0°, 20° ou 40°. Fléchette pliante double, 40 ft à 72 ft, pour montage à la flèche télescopique à 0°, 20° ou 40°.
Éléments intermédiaires	2 éléments intermédiaires de 23 ft de long pour l'allongement de la fléchette pliante double jusqu'à 95 ft resp. 118 ft.
Fléchettes	Fléchette fixe de 46 ft à 138 ft; montable à 0°, 20° ou 40° fléchette à volée variable de 57 ft à 230 ft.
Deuxième treuil	Pour le travail avec 2 crochets ou le relevage de la fléchette à volée variable.
Contrepoids complémentaire	2 blocs latéraux de suspension de 27500 lbs pour un contrepoids total de 214900 lbs.
Pneumatiques	12 fois, tous les essieux munis de roues simples. Taille 525/80 R 25 (20.5 R 25).
Entraînement 12 x 8	3ème essieu est entraîné additionnellement.
Frein Telma	Monté sur le 4ème essieu pour augmenter la puissance de freinage continu.






Autres équipements supplémentaires sur demande.

Description of symbols Explication des symboles

General symbols Symboles généraux

	Outriggers Calage		Driving speed Vitesse de translation
	Axle Essieu		Gear Vitesse
	Radius Portée		Hookblock / Capacity Moufle à crochet / Capacité de charge
	Boom length Longueur de la flèche		Hoist gear Treuil de levage
	Boom position Position de la flèche		Crane carrier Châssis porteur
	Counterweight Contrepoids		Crane superstructure Partie tournante de la grue
	Tyres Pneumatiques		Standard Norme
	Slewing gear / Working area 360° Mécanisme d'orientation / Plage de travail 360°		Gradability Aptitude à gravir les pentes

Crane specific symbols Symboles spécifiques à la grue

	Telescopic boom Flèche télescopique		Fixed lattice jib Fléchette fixe
	Swing away jib Fléchette pliante		Luffing lattice jib Fléchette à volée variable
	Hydraulic swing away jib Fléchette pliante hydraulique		

Remarks referring to load charts

1. The lifting capacities do not exceed 85 % of the tipping load according to ASME B 30.5.
The crane's structural steelwork is in accordance with EN 13000 and ASME B 30.5.
2. For the calculation of the load charts at least a wind speed of 23 ft/s (7 m/s, 15.7 mph) and regarding the load a sail area of 1 m² per ton load and a wind resistance coefficient of 1.2 on the load have been taken into account. For lifting of loads with large sail areas and/or high wind resistance coefficients the maximum wind speed as stated in the load charts has to be reduced.
3. Lifting capacities are given in kips.
4. The weight of the hook blocks and hooks is part of the load and therefore it must be deducted from the lifting capacities.
5. Working radii are measured from the slewing centre.
6. The lifting capacities given for the telescopic boom apply if the folding jib is removed.
7. Subject to modification of lifting capacities.
8. Lifting capacities above 298 kips only with additional pulley block/special equipment.
9. The data of this brochure serves only for general information. All information is provided without warranty. Instructions for the correct commissioning of the crane please take from the operation manual and the load chart book.

Remarques relatives aux tableaux des charges

1. La capacité de charge ne doit pas dépasser 85 % de la charge de basculement conformément à ASME B 30.5.
La structure métallique de la grue est conforme à EN 13000 et ASME B 30.5.
2. Une vitesse de vent de 23 ft/s (7 m/s, 15.7 mph) minimum, une surface de prise au vent de 1 m² par tonne ainsi qu'un coefficient de résistance au vent de la charge 1,2 sont pris en compte pour le calcul des tableaux de charge. Lorsque des charges ayant une surface de prise au vent et/ou un coefficient de résistance au vent plus élevé(e)s sont levées, la vitesse de vent maximale indiquée dans les tableaux de charge doit être réduite.
3. Les charges sont indiquées en kips.
4. Le poids du crochet de levage resp. de la moufle à crochet est une partie de la charge et doit donc être déduit de la capacité de charge.
5. Les portées sont calculées à partir de l'axe de rotation.
6. Les charges indiquées pour la flèche télescopique sont valables lorsque la fléchette pliante est démontée.
7. Charges données sous réserve de modification.
8. Forces de levage plus de 298 kips seulement avec moufle additionnel/équipement supplémentaire.
9. Les données de cette brochure sont données à titre informatif. Ces renseignements sont sans garantie. Les consignes relatives à la bonne mise en service de la grue sont disponibles dans le manuel d'utilisation et le manuel de tableaux de charge.